

## ENVIRONMENTAL PRODUCT DECLARATION

# BEHR PRO® E600 EXTERIOR PAINT

EXTERIOR PAINT



*Shown above: BEHR PRO® e600 Exterior Paint is a GREENGUARD® Gold certified, professional quality exterior paint designed for optimal application performance, excellent hiding power, and durability.*

*In order to support comparative assertions, this EPD meets all comparability requirements stated in ISO 14025:2006. However, such differences in certain assumptions, data quality, and variability between LCA data sets may still exist. As such, caution should be exercised when evaluating EPDs from different manufacturers, as the EPD results may not be entirely comparable. Any EPD comparison must be carried out at the building level per ISO 21930 guidelines. The results of this EPD reflect an average performance by the product and its actual impacts may vary on a case-to-case basis.*

**BEHR** Paint Company

Behr Paint Company, producer of BEHR® and KILZ® products, is one of the largest manufacturers and suppliers of paint, primers, stains and surface finish products to do-it-yourselfers and professionals. Sustainability is a core concept of our business strategy and culture ensuring top economic, social and environmental performance. Behr Paint Company's commitment to sustainability, quality, value, and performance has driven our desire for innovation and transparency. The creation of a Life Cycle Assessment (LCA) report and Environmental Product Declaration (EPD) allows us to continually improve our operations and illustrate a complete story behind our products.

To learn more, visit [behr.com](http://behr.com) and [kilz.com](http://kilz.com)



# ENVIRONMENTAL PRODUCT DECLARATION



BEHR PRO® e600 Exterior Paint

According to ISO 14025,  
and ISO21930

EPD PROGRAM AND PROGRAM OPERATOR NAME, ADDRESS, LOGO, AND WEBSITE	UL Solutions 333 Pfingsten Rd, Northbrook IL, 60062	www.ul.com www.spot.ul.com
GENERAL PROGRAM INSTRUCTIONS AND VERSION NUMBER	Program Operator Rules v 2.7 2022	
MANUFACTURER NAME AND ADDRESS	Behr Process LLC 1801 E St Andrew Pl, Santa Ana, CA 92705	
DECLARATION NUMBER	4791080617.109.2 (Data Update 10.2024)	
DECLARED PRODUCT & FUNCTIONAL UNIT OR DECLARED UNIT	1m <sup>2</sup> of covered and protected substrate for a period of 60 years with 97% opacity after drying	
REFERENCE PCR AND VERSION NUMBER	PCR for architectural coating: NAICS 325510, NSF (2022)	
DESCRIPTION OF PRODUCT APPLICATION/USE	Exterior Paint	
PRODUCT RSL DESCRIPTION (IF APPL.)	10 years market life and 20 years design life used over a 60 year estimated building life	
MARKETS OF APPLICABILITY	North America	
DATE OF ISSUE	August 26, 2024	
PERIOD OF VALIDITY	5 Years	
EPD TYPE	Product-specific	
RANGE OF DATASET VARIABILITY	N/A	
OVERALL DATA QUALITY ASSESSMENT SCORE	Very good	
EPD SCOPE	Cradle to grave	
YEAR(S) OF REPORTED PRIMARY DATA	2021	
LCA SOFTWARE & VERSION NUMBER	Sphera's LCA for Experts (fka GaBi) v10.7.0.183	
LCI DATABASE(S) & VERSION NUMBER	Sphera's Managed LCA Content (fka GaBi) 2023.1	
LCIA METHODOLOGY & VERSION NUMBER	IPCC AR5, TRACI 2.1, CML 2001 (2013)	
The PCR review was conducted by:	NSF International	
	PCR Review Panel	
	<a href="mailto:ncss@nsf.org">ncss@nsf.org</a>	
This declaration was independently verified in accordance with ISO 14025: 2006. <input type="checkbox"/> INTERNAL <input checked="" type="checkbox"/> EXTERNAL	<i>Cooper McCollum</i> Cooper McCollum, UL Solutions	
	Sphera	
This life cycle assessment was conducted in accordance with ISO 14040/44 and the reference PCR by:		
This life cycle assessment was independently verified in accordance with ISO 14044 and the reference PCR by:	<i>MWildnauer</i> Maggie Wildnauer, WAP Sustainability	

# ENVIRONMENTAL PRODUCT DECLARATION



BEHR PRO® e600 Exterior Paint



According to ISO 14025,  
ISO 21930

---

## LIMITATIONS

**Exclusions:** EPDs do not indicate that any environmental or social performance benchmarks are met, and there may be impacts that they do not encompass. LCAs do not typically address the site-specific environmental impacts of raw material extraction, nor are they meant to assess human health toxicity. EPDs can complement but cannot replace tools and certifications that are designed to address these impacts and/or set performance thresholds – e.g. Type 1 certifications, health assessments and declarations, environmental impact assessments, etc.

**Accuracy of Results:** EPDs regularly rely on estimations of impacts; the level of accuracy in estimation of effect differs for any particular product line and reported impact.

**Comparability:** EPDs from different programs may not be comparable. Full conformance with a PCR allows EPD comparability only when all stages of a life cycle have been considered. However, variations and deviations are possible". Example of variations: Different LCA software and background LCI datasets may lead to differences results for upstream or downstream of the life cycle stages declared.

---

# ENVIRONMENTAL PRODUCT DECLARATION



BEHR PRO® e600 Exterior Paint



According to ISO 14025,  
ISO 21930

## 1. Product Definition and Information

### 1.1. Description of Company/Organization

Founded in 1947, Behr Paint Company's unwavering commitment to quality, innovation, and value has helped foster their growth into one of the largest manufacturers of paints, primers, decorative finishes, stains, surface preparation and application products for DIYers and professionals in North America. With operations in the United States, Canada, and Mexico, this Santa Ana, California based company has worked diligently to deliver the quality brands, BEHR®, KILZ®, and WHIZZ® to meet the coating, color, and application needs of consumers, designers and professional paint contractors resulting in BEHR® becoming one of the most trusted brands in America. BEHR® paint delivers superior value at every price point so everyone can transform their space into the look they want, with the colors they love.

### 1.2. Product Description

#### Product Identification

BEHR PRO® e600 Exterior Paint offers a top-line, professional quality exterior paint specifically designed to meet the expectations of professional painters. Developed for optimal sprayability, this 100% acrylic formula provides excellent hiding power and a highly uniform finish. BEHR PRO® e600 is GREENGUARD® GOLD certified and is MPI approved offering a line of coatings that meet or exceed environmental and performance requirements. This product line includes: PR610 Flat, PR620 Low Lustre, PR640 Satin, PR670 Semi-Gloss and is available in gallon and 5-gallon sized containers. Tint bases are offered in: White and Deep, to allow custom tinting to a full range of colors.

#### Product Specification

Table 1. Specifications for BEHR PRO® e600 Exterior Paint

SKU	FILL / MAX TINT LOAD	GLOSS @ 60°	SHEEN @ 85°	RESIN TYPE	% SOLIDS BY VOLUME	% SOLIDS BY WEIGHT	FILM THICKNESS @ 250	FILM THICKNESS @ 400	VISCOSITY (KU)
							SQ FT/GL	SQ FT/GL	
PR610	124 fl oz 6 fl oz	0 – 5	0 – 5	100% Acrylic	33% ± 2%	49% ± 2%	Wet: 6.4 mils Dry: 2.1 mils	Wet: 4.0 mils Dry: 1.3 mils	95 – 105
PR613	116 fl oz 14 fl oz	0 – 5	0 – 5	100% Acrylic	33% ± 2%	49% ± 2%	Wet: 6.4 mils Dry: 2.1 mils	Wet: 4.0 mils Dry: 1.3 mils	95 – 105
PR620	124 fl oz 6 fl oz	5 – 10	10 – 20	100% Acrylic	32% ± 2%	43% ± 2%	Wet: 6.4 mils Dry: 2.1 mils	Wet: 4.0 mils Dry: 1.3 mils	95 – 105
PR623	116 fl oz 14 fl oz	5 – 10	10 – 20	100% Acrylic	32% ± 2%	43% ± 2%	Wet: 6.4 mils Dry: 2.1 mils	Wet: 4.0 mils Dry: 1.3 mils	95 – 105



# ENVIRONMENTAL PRODUCT DECLARATION



BEHR PRO® e600 Exterior Paint



According to ISO 14025,  
ISO 21930

SKU	FILL / MAX TINT LOAD	GLOSS @ 60°	SHEEN @ 85°	RESIN TYPE	% SOLIDS BY VOLUME	% SOLIDS BY WEIGHT	FILM THICKNESS @ 250	FILM THICKNESS @ 400	VISCOSITY (KU)
							SQ FT/GL	SQ FT/GL	
PR640	124 fl oz 6 fl oz	5 – 11	-	100% Acrylic	33% ± 2%	44% ± 2%	Wet: 6.4 mils Dry: 2.1 mils	Wet: 4.0 mils Dry: 1.3 mils	95 – 105
PR643	116 fl oz 14 fl oz	5 – 11	-	100% Acrylic	33% ± 2%	44% ± 2%	Wet: 6.4 mils Dry: 2.1 mils	Wet: 4.0 mils Dry: 1.3 mils	95 – 105
PR670	124 fl oz 6 fl oz	45 – 55	-	100% Acrylic	32% ± 2%	44% ± 2%	Wet: 6.4 mils Dry: 2.0 mils	Wet: 4.0 mils Dry: 1.3 mils	95 – 105
PR673	116 fl oz 14 fl oz	45 - 55	-	100% Acrylic	32% ± 2%	44% ± 2%	Wet: 6.4 mils Dry: 2.0 mils	Wet: 4.0 mils Dry: 1.3 mils	95 – 105

## 1.3. Application

Recommended application information for BEHR PRO® e600 Exterior Paint is as follows:

**Brush:** Nylon/polyester

**Roller:** 3/8" – 3/4" nap roller cover, depending on surface texture

**Airless Spray:**

**Tip:** .015" - .021"

**Filter:** 60 mesh

**Fluid Pressure:** 1,800 – 2,800 psi

**Thinning:** DO NOT THIN. Product is formulated for use at package consistency only.

The VOC emissions associated with each SKU after application are all <0.22 mg/m<sup>3</sup>. The method used to determine this was the California Department of Public Health (CDPH) standard test method, a revised and expanded standard based on California Specification 01350. VOC content in g/L for each SKU is shown in Table 2.



# ENVIRONMENTAL PRODUCT DECLARATION



BEHR PRO® e600 Exterior Paint



According to ISO 14025,  
ISO 21930

**Table 2. VOC content for each paint (g/L)**

	PR610	PR613	PR620	PR623	PR640	PR643	PR670	PR673
VOC (g/L of paint)	49	49	49	49	45	46	42	43

## 1.4. Material Composition

The material composition of the paint in this product line is broken down by sheen and shown in Table 3 to Table 6.

**Table 3. Material composition range in weight % for Behr PRO® e600 Exterior Flat Paint**

MATERIAL- FLAT	PR610	PR613
Resin/Binder	20 - 25%	25 - 30%
Additive	5 - 10%	5 - 10%
Biocide	0.1 - 1%	1 - 3%
Extender Pigment	20 - 25%	30 - 35%
Pigment (TiO2)	20 - 25%	-
Water	25 - 30%	35 - 40%

**Table 4. Material composition range in weight % for BEHR PRO® e600 Exterior Low Lustre Paint**

MATERIAL- LOW LUSTRE	PR620	PR623
Resin/Binder	25 - 30%	40 - 45%
Additive	10 - 15%	5 - 10%
Biocide	0.1 - 1%	1 - 3%
Extender Pigment	10 - 15%	10 - 15%
Pigment (TiO2)	15 - 20%	-
Water	30 - 35%	35 - 40%





BEHR PRO® e600 Exterior Paint



According to ISO 14025,  
ISO 21930

**Table 5. Material composition range in weight % for BEHR PRO® e600 Exterior Satin Paint**

MATERIAL - SATIN	PR640	PR643
Resin/Binder	40 - 45%	45 - 50%
Additive	5 - 10%	5 - 10%
Biocide	1 - 3%	1 - 3%
Extender Pigment	1 - 5%	5 - 10%
Pigment (TiO <sub>2</sub> )	20 - 25%	-
Water	20 - 25%	35 - 40%

**Table 6. Material composition range in weight % for BEHR PRO® e600 Exterior Semi-Gloss Paint**

MATERIAL – SEMI-GLOSS	PR670	PR673
Resin/Binder	40 - 45%	50 - 55%
Additive	5 - 10%	5 - 10%
Biocide	1 - 3%	1 - 3%
Extender Pigment	1 - 5%	1 - 5%
Pigment (TiO <sub>2</sub> )	20 - 25%	-
Water	20 - 25%	30 - 35%

**1.5. Manufacturing**

As shown in Figure 1, manufacturing begins with metering of raw materials, followed by the pre-mix, dispersion, and let-down steps. The finished paint is dispensed into jars, cans, and/or pails, which are then labeled, boxed, and loaded onto pallets for distribution.





Flow Diagram

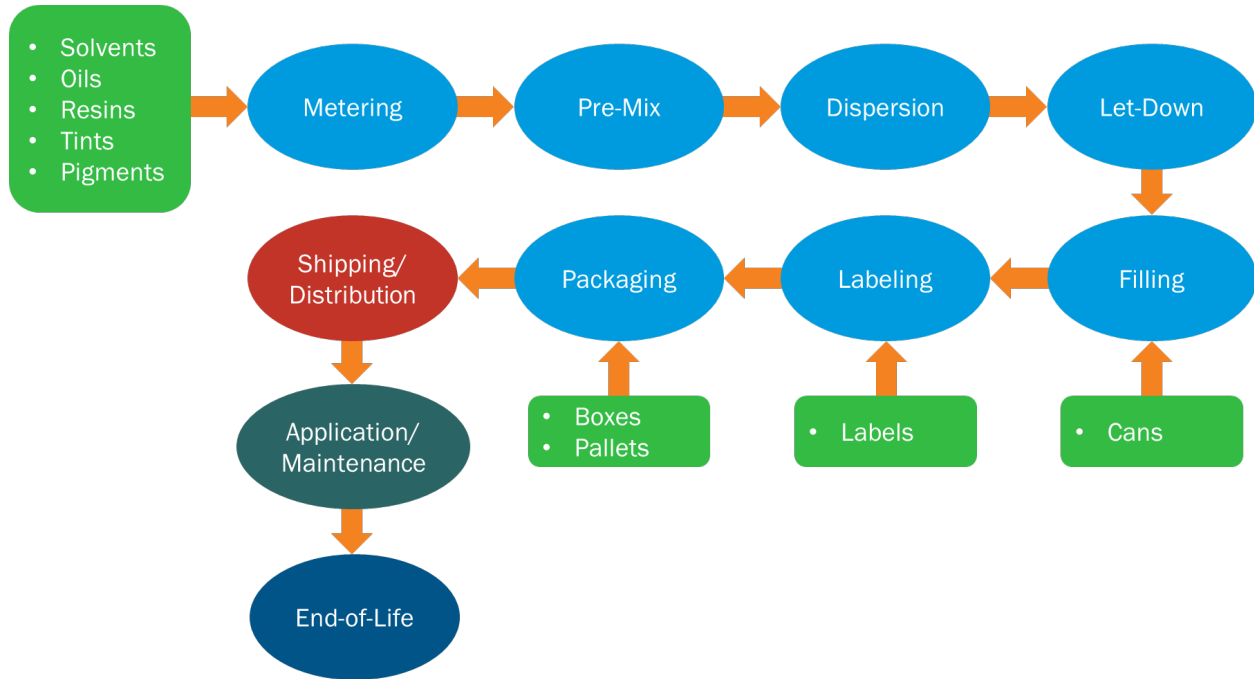


Figure 1. Flow diagram for cradle-to-grave LCA of BEHR PRO® e600 Exterior Paint

1.6. Packaging

Table 7 provides descriptions, volumes, and materials for the primary paint packaging used for BEHR PRO® e600 Exterior Paint. These packages are then placed in cardboard boxes and loaded onto heat-treated wooden pallets for distribution.

Table 7. Description of primary paint packaging

CONTAINER	VOLUME	MATERIAL
Can	Gallon	Polypropylene
Pail	5 Gallons	High Density Polyethylene







BEHR PRO® e600 Exterior Paint

According to ISO 14025,  
ISO 21930

**1.7. Transportation**

Raw materials and packaging are transported to each of the production facilities via truck or rail. After production and packaging, the paint is sent to one of twelve distribution centers by truck before being trucked to individual The Home Depot stores. Weighted average distances are calculated for transportation from distribution centers to stores in seven different regions.

**1.8. Product Installation and Use**

The use stage begins when the user applies the product to a substrate. This stage does not require any energy or additional cleaning inputs, but includes the VOCs emitted during application and drying. The products included in the BEHR PRO® e600 Exterior Paint portfolio are considered low-VOC products.

**1.9. Reference Service Life and Estimated Building Service Life**

Table 8 shows the design lifetime for interior and exterior paints of different quality. The entire BEHR PRO® e600 Exterior Paint line is considered high quality, and therefore has a design life of 20 years. Per the PCR, all results declared are calculated for a market life of 10 years. The estimated building life is 60 years per the PCR.

**Table 8. Design lifetime of paints**

COATING TYPE	LOW QUALITY	MID QUALITY	HIGH QUALITY	ALTERNATIVE
Interior Paint	3 years	7 years	15 years	N/A
Exterior Paint	5 years	10 years	20 years	Warranty

**1.10. Reuse, Recycling, and Energy Recovery**

The Home Depot stores encourage customers to use PaintCare or local paint recycling programs.

**1.11. Disposal**

Product end-of-life occurs with the disposal of the substrate material. 100% of the waste is disposed of in a landfill at the end-of-life stage and cannot be separated from the substrate before disposal. Packaging is recovered at a rate of 6.2% for plastics, 33.9% for metals, and 80.9% for paper and corrugated material. Recovery rates represent the average fractions of waste recovered in the US.





BEHR PRO® e600 Exterior Paint

According to ISO 14025,  
ISO 21930

## 2. Life Cycle Assessment Background Information

### 2.1. Functional or Declared Unit

The functional unit for the study is:

***Covering and protecting 1 m<sup>2</sup> of substrate for a period of 60 years (the assumed lifetime of a building), exhibiting 97% opacity after drying***

The functional unit and reference flow required for the functional unit were calculated for both the market life and design life as prescribed by the PCR. Market life for exterior paint is 10 years. The design life is based on the quality as determined by ASTM test methods for scrub resistance (ASTM D2486 - 06(2012)e1), burnish (ASTM D6736 - 08(2013)), and washability (ASTM D4828 - 94(2012)e1) and is shown in Table 8. Lifetimes and reference flows for each sheen and base combination are shown in Table 9. Results were calculated for all base and sheen formulations.

For further technical information on BEHR PRO® e600 Exterior Paint, visit [www.behr.com](http://www.behr.com).

**Table 9. Sheen, base, design life, market life, and reference flows for each paint product**

SKU	SHEEN	BASE	DESIGN LIFETIME (YEARS)	MARKET LIFETIME (YEARS)	PAINT PER UNIT AREA (KG/M <sup>2</sup> )	COLORANT PER UNIT AREA (KG/M <sup>2</sup> )
PR610	Flat	White	20	10	0.138	0.0047
PR613	Flat	Deep	20	10	0.130	0.0159
PR620	Low Lustre	White	20	10	0.126	0.0047
PR623	Low Lustre	Deep	20	10	0.114	0.0159
PR640	Satin	White	20	10	0.125	0.0047
PR643	Satin	Deep	20	10	0.110	0.0159
PR670	Semi-Gloss	White	20	10	0.124	0.0047
PR673	Semi-Gloss	Deep	20	10	0.108	0.0159

### 2.2. System Boundary

The LCA was performed according to ISO 14040 standards. The system boundary is cradle-to-grave, and includes the following modules as defined in the PCR. The declaration covers the full range of BEHR PRO® e600 Exterior Paint sold in the North American market for the reference year 2021.



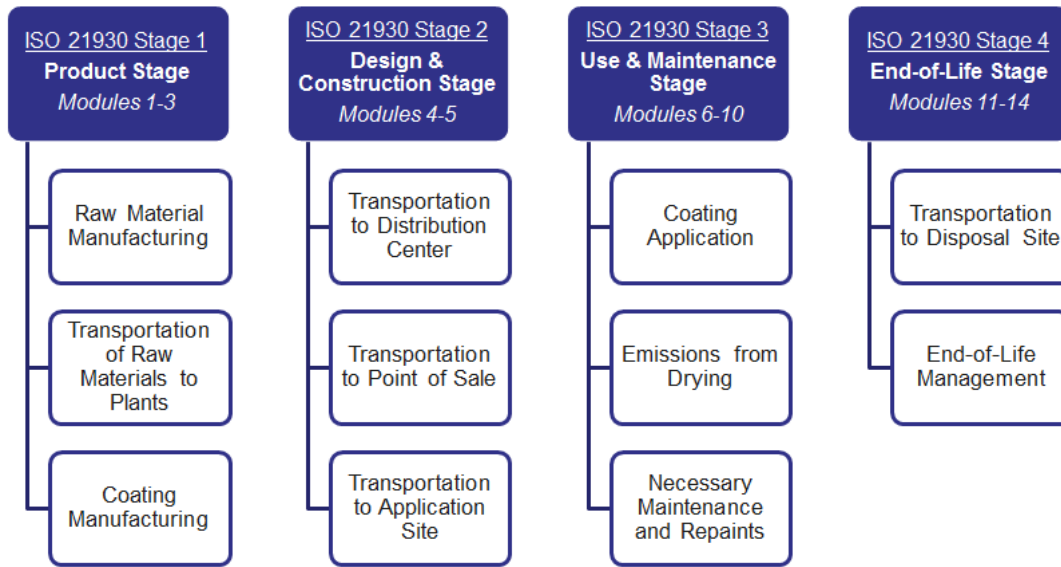


Figure 2. System boundaries for cradle to grave LCA

### 2.3. Estimates and Assumptions

The modeling approach makes assumptions that are prescribed by the PCR, such as in packaging disposal and recovery treatment, as well as transportation distances and use phase assumptions.

### 2.4. Cut-off Criteria

No cut-off criteria was defined by this study. For processes within the system boundary, all available energy and material flow data have been included in the model.

### 2.5. Data Sources and Quality

Primary data, for the 2021 reference year, was obtained from four of Behr’s production facilities that produce BEHR PRO® e600 Exterior Paint. Those facilities are located in: Allentown, PA; Roanoke, TX; McDonough, GA and Santa Ana, CA. Background data was obtained from the GaBi 2023.1 database and is representative of the years 2012-2021. Overall, both primary and background data are representative of the product system and have been deemed very good quality.





**2.6. Period under Review**

The period under review is 2021.

**2.7. Allocation**

Manufacturing inputs for the four facilities were allocated to each paint product by volume.

**3. Life Cycle Assessment Results**

In accordance with the PCR, TRACI 2.1 impact characterization methodology is used to calculate the declared environmental impacts, except for global warming potential and abiotic resource depletion, which follow the methodology in the IPCC 5th assessment report, and CML, respectively (Table 10). Additional inventory metrics are also calculated per the guiding PCR. The declared impacts and inventory metrics are summarized in this section. The total LCIA results for design life and market life for each impact category are provided in Table 11 and Table 18, respectively.

Furthermore, the results of each impact category for each stage are presented in Table 12 to Table 17 and from Table 19 to Table 24. Additionally, the LCI results for each stage are presented for each product (both market life and design life). The total LCI results for each impact category are also mentioned in this section.

**3.1. Life Cycle Impact Assessment Results**

**Table 10. Environmental impact categories for North America**

PARAMETER	DESCRIPTION	LCIA METHOD	UNIT
GWP	Global warming potential, fossil	IPCCC AR5 (2013)	kg CO <sub>2</sub> eq.
ODP	Stratospheric ozone layer depletion potential	TRACI 2.1	kg CFC 11 eq.
AP	Land and water acidification potential	TRACI 2.1	kg SO <sub>2</sub> eq.
EP	Eutrophication potential	TRACI 2.1	kg N eq.
SFP	Tropospheric ozone photochemical oxidant (smog) formation potential	TRACI 2.1	kg O <sub>3</sub> eq.
ADP <sub>f</sub>	Abiotic resource potential for fossil resources	CML 2001	MJ



# ENVIRONMENTAL PRODUCT DECLARATION



BEHR PRO® e600 Exterior Paint



According to ISO 14025,  
ISO 21930

**Table 11. Total LCIA results for every paint product, per 1 m<sup>2</sup> for 60 years by design life**

SKU	GWP KG CO <sub>2</sub> EQ.	AP KG SO <sub>2</sub> EQ.	EP KG N EQ.	ODP KG CFC-11 EQ.	SFP KG O <sub>3</sub> EQ.	ADP <sub>F</sub> MJ
PR610	7.36E-01	1.26E-02	2.15E-04	2.59E-14	2.91E-02	1.35E+01
PR613	5.33E-01	1.14E-03	1.66E-04	1.51E-14	1.77E-02	1.18E+01
PR620	7.06E-01	1.08E-02	2.05E-04	2.49E-14	2.80E-02	1.33E+01
PR623	5.90E-01	1.25E-03	1.60E-04	1.71E-14	1.86E-02	1.35E+01
PR640	8.52E-01	1.32E-02	2.16E-04	2.94E-14	3.12E-02	1.65E+01
PR643	6.18E-01	1.24E-03	1.58E-04	1.72E-14	1.84E-02	1.43E+01
PR670	8.67E-01	1.38E-02	2.16E-04	2.94E-14	3.13E-02	1.68E+01
PR673	6.29E-01	1.25E-03	1.57E-04	1.70E-14	1.84E-02	1.46E+01

**Table 12. GWP LCIA results for every paint product, per 1 m<sup>2</sup> for 60 years by design life (kg CO<sub>2</sub> eq.)**

SKU	STAGE 1	STAGE 2	STAGE 3	STAGE 4	TOTAL
PR610	5.96E-01	1.30E-01	0.00E+00	1.01E-02	7.36E-01
PR613	3.18E-01	2.06E-01	0.00E+00	9.49E-03	5.33E-01
PR620	5.70E-01	1.27E-01	0.00E+00	9.01E-03	7.06E-01
PR623	3.83E-01	1.99E-01	0.00E+00	8.17E-03	5.90E-01
PR640	7.25E-01	1.18E-01	0.00E+00	9.42E-03	8.52E-01
PR643	4.21E-01	1.88E-01	0.00E+00	8.26E-03	6.18E-01
PR670	7.41E-01	1.17E-01	0.00E+00	9.16E-03	8.67E-01
PR673	4.33E-01	1.88E-01	0.00E+00	7.96E-03	6.29E-01

**Table 13. AP LCIA results for every paint product, per 1 m<sup>2</sup> for 60 years by design life (kg SO<sub>2</sub> eq.)**

SKU	STAGE 1	STAGE 2	STAGE 3	STAGE 4	TOTAL
PR610	1.23E-02	2.58E-04	0.00E+00	4.97E-05	1.26E-02
PR613	7.25E-04	3.72E-04	0.00E+00	4.68E-05	1.14E-03
PR620	1.05E-02	2.58E-04	0.00E+00	4.53E-05	1.08E-02
PR623	8.42E-04	3.65E-04	0.00E+00	4.11E-05	1.25E-03



# ENVIRONMENTAL PRODUCT DECLARATION



BEHR PRO® e600 Exterior Paint



According to ISO 14025,  
ISO 21930

SKU	STAGE 1	STAGE 2	STAGE 3	STAGE 4	TOTAL
PR640	1.29E-02	2.26E-04	0.00E+00	4.53E-05	1.32E-02
PR643	8.64E-04	3.34E-04	0.00E+00	3.97E-05	1.24E-03
PR670	1.35E-02	2.26E-04	0.00E+00	4.46E-05	1.38E-02
PR673	8.74E-04	3.35E-04	0.00E+00	3.91E-05	1.25E-03

Table 14. EP LCIA results for every paint product, per 1 m<sup>2</sup> for 60 years by design life (kg N eq.)

SKU	STAGE 1	STAGE 2	STAGE 3	STAGE 4	TOTAL
PR610	9.60E-05	3.67E-05	0.00E+00	8.22E-05	2.15E-04
PR613	5.04E-05	3.81E-05	0.00E+00	7.73E-05	1.66E-04
PR620	9.41E-05	3.54E-05	0.00E+00	7.56E-05	2.05E-04
PR623	5.61E-05	3.58E-05	0.00E+00	6.85E-05	1.60E-04
PR640	1.09E-04	3.23E-05	0.00E+00	7.48E-05	2.16E-04
PR643	6.00E-05	3.24E-05	0.00E+00	6.59E-05	1.58E-04
PR670	1.10E-04	3.21E-05	0.00E+00	7.40E-05	2.16E-04
PR673	5.96E-05	3.23E-05	0.00E+00	6.47E-05	1.57E-04

Table 15. ODP LCIA results for every paint product, per 1 m<sup>2</sup> for 60 years by design life (kg CFC-11 eq.)

SKU	STAGE 1	STAGE 2	STAGE 3	STAGE 4	TOTAL
PR610	2.47E-14	8.54E-16	0.00E+00	3.59E-16	2.59E-14
PR613	1.26E-14	2.15E-15	0.00E+00	3.40E-16	1.51E-14
PR620	2.37E-14	8.44E-16	0.00E+00	3.17E-16	2.49E-14
PR623	1.47E-14	2.11E-15	0.00E+00	2.87E-16	1.71E-14
PR640	2.82E-14	8.21E-16	0.00E+00	3.18E-16	2.94E-14
PR643	1.49E-14	2.08E-15	0.00E+00	2.73E-16	1.72E-14
PR670	2.82E-14	8.19E-16	0.00E+00	3.14E-16	2.94E-14
PR673	1.47E-14	2.07E-15	0.00E+00	2.77E-16	1.70E-14



# ENVIRONMENTAL PRODUCT DECLARATION



BEHR PRO® e600 Exterior Paint



According to ISO 14025,  
ISO 21930

**Table 16. SFP LCIA results for every paint product, per 1 m<sup>2</sup> for 60 years by design life (kg O<sub>3</sub> eq.)**

SKU	STAGE 1	STAGE 2	STAGE 3	STAGE 4	TOTAL
PR610	2.34E-02	4.71E-03	1.86E-10	9.12E-04	2.91E-02
PR613	1.16E-02	5.32E-03	1.86E-10	8.57E-04	1.77E-02
PR620	2.24E-02	4.73E-03	1.86E-10	8.40E-04	2.80E-02
PR623	1.26E-02	5.22E-03	1.86E-10	7.61E-04	1.86E-02
PR640	2.64E-02	4.01E-03	1.86E-10	8.21E-04	3.12E-02
PR643	1.32E-02	4.52E-03	1.86E-10	7.19E-04	1.84E-02
PR670	2.65E-02	4.01E-03	1.86E-10	8.12E-04	3.13E-02
PR673	1.32E-02	4.56E-03	1.86E-10	7.13E-04	1.84E-02

**Table 17. ADP<sub>F</sub> LCIA results for every paint product, per 1 m<sup>2</sup> for 60 years by design life (MJ)**

SKU	STAGE 1	STAGE 2	STAGE 3	STAGE 4	TOTAL
PR610	1.13E+01	2.19E+00	0.00E+00	4.22E-02	1.35E+01
PR613	7.42E+00	4.36E+00	0.00E+00	4.16E-02	1.18E+01
PR620	1.11E+01	2.16E+00	0.00E+00	2.41E-02	1.33E+01
PR623	9.23E+00	4.26E+00	0.00E+00	2.13E-02	1.35E+01
PR640	1.44E+01	2.03E+00	0.00E+00	3.16E-02	1.65E+01
PR643	1.02E+01	4.11E+00	0.00E+00	2.12E-02	1.43E+01
PR670	1.48E+01	2.02E+00	0.00E+00	3.05E-02	1.68E+01
PR673	1.05E+01	4.11E+00	0.00E+00	2.82E-02	1.46E+01

**Table 18. Total LCIA results for every paint product, per 1 m<sup>2</sup> for 60 years by market life**

SKU	GWP KG CO <sub>2</sub> EQ.	AP KG SO <sub>2</sub> EQ.	EP KG N EQ.	ODP KG CFC 11 EQ.	SFP KG O <sub>3</sub> EQ.	ADP <sub>F</sub> MJ
PR610	1.47E+00	2.52E-02	4.30E-04	5.18E-14	5.81E-02	2.71E+01
PR613	1.07E+00	2.29E-03	3.32E-04	3.02E-14	3.55E-02	2.36E+01
PR620	1.41E+00	2.17E-02	4.10E-04	4.98E-14	5.59E-02	2.65E+01
PR623	1.18E+00	2.50E-03	3.21E-04	3.43E-14	3.72E-02	2.70E+01



# ENVIRONMENTAL PRODUCT DECLARATION



BEHR PRO® e600 Exterior Paint

According to ISO 14025,  
ISO 21930

SKU	GWP KG CO <sub>2</sub> EQ.	AP KG SO <sub>2</sub> EQ.	EP KG N EQ.	ODP KG CFC 11 EQ.	SFP KG O <sub>3</sub> EQ.	ADPF MJ
PR640	1.70E+00	2.63E-02	4.33E-04	5.87E-14	6.25E-02	3.29E+01
PR643	1.24E+00	2.48E-03	3.16E-04	3.44E-14	3.69E-02	2.86E+01
PR670	1.73E+00	2.76E-02	4.32E-04	5.88E-14	6.26E-02	3.37E+01
PR673	1.26E+00	2.50E-03	3.13E-04	3.41E-14	3.69E-02	2.92E+01

Table 19. GWP LCIA results for every paint product, per 1 m<sup>2</sup> for 60 years by market life (kg CO<sub>2</sub> eq.)

SKU	STAGE 1	STAGE 2	STAGE 3	STAGE 4	TOTAL
PR610	1.19E+00	2.59E-01	0.00E+00	2.01E-02	1.47E+00
PR613	6.37E-01	4.11E-01	0.00E+00	1.90E-02	1.07E+00
PR620	1.14E+00	2.53E-01	0.00E+00	1.80E-02	1.41E+00
PR623	7.66E-01	3.97E-01	0.00E+00	1.63E-02	1.18E+00
PR640	1.45E+00	2.35E-01	0.00E+00	1.88E-02	1.70E+00
PR643	8.42E-01	3.77E-01	0.00E+00	1.65E-02	1.24E+00
PR670	1.48E+00	2.34E-01	0.00E+00	1.83E-02	1.73E+00
PR673	8.65E-01	3.76E-01	0.00E+00	1.59E-02	1.26E+00

Table 20. AP LCIA results for every paint product, per 1 m<sup>2</sup> for 60 years by market life (kg SO<sub>2</sub> eq.)

SKU	STAGE 1	STAGE 2	STAGE 3	STAGE 4	TOTAL
PR610	2.45E-02	5.16E-04	0.00E+00	9.95E-05	2.52E-02
PR613	1.45E-03	7.45E-04	0.00E+00	9.37E-05	2.29E-03
PR620	2.11E-02	5.16E-04	0.00E+00	9.07E-05	2.17E-02
PR623	1.68E-03	7.30E-04	0.00E+00	8.22E-05	2.50E-03
PR640	2.58E-02	4.53E-04	0.00E+00	9.07E-05	2.63E-02
PR643	1.73E-03	6.68E-04	0.00E+00	7.93E-05	2.48E-03
PR670	2.71E-02	4.53E-04	0.00E+00	8.93E-05	2.76E-02
PR673	1.75E-03	6.70E-04	0.00E+00	7.82E-05	2.50E-03





# ENVIRONMENTAL PRODUCT DECLARATION



BEHR PRO® e600 Exterior Paint

According to ISO 14025,  
ISO 21930

**Table 21. EP LCIA results for every paint product, per 1 m<sup>2</sup> for 60 years by market life (kg N eq.)**

SKU	STAGE 1	STAGE 2	STAGE 3	STAGE 4	TOTAL
PR610	1.92E-04	7.35E-05	0.00E+00	1.64E-04	4.30E-04
PR613	1.01E-04	7.62E-05	0.00E+00	1.55E-04	3.32E-04
PR620	1.88E-04	7.08E-05	0.00E+00	1.51E-04	4.10E-04
PR623	1.12E-04	7.15E-05	0.00E+00	1.37E-04	3.21E-04
PR640	2.19E-04	6.45E-05	0.00E+00	1.50E-04	4.33E-04
PR643	1.20E-04	6.47E-05	0.00E+00	1.32E-04	3.16E-04
PR670	2.20E-04	6.42E-05	0.00E+00	1.48E-04	4.32E-04
PR673	1.19E-04	6.45E-05	0.00E+00	1.29E-04	3.13E-04

**Table 22. ODP LCIA results for every paint product, per 1 m<sup>2</sup> for 60 years by market life (kg CFC-11 eq.)**

SKU	STAGE 1	STAGE 2	STAGE 3	STAGE 4	TOTAL
PR610	4.94E-14	1.71E-15	0.00E+00	7.18E-16	5.18E-14
PR613	2.53E-14	4.30E-15	0.00E+00	6.79E-16	3.02E-14
PR620	4.75E-14	1.69E-15	0.00E+00	6.34E-16	4.98E-14
PR623	2.95E-14	4.22E-15	0.00E+00	5.74E-16	3.43E-14
PR640	5.65E-14	1.64E-15	0.00E+00	6.35E-16	5.87E-14
PR643	2.97E-14	4.15E-15	0.00E+00	5.46E-16	3.44E-14
PR670	5.65E-14	1.64E-15	0.00E+00	6.28E-16	5.88E-14
PR673	2.94E-14	4.14E-15	0.00E+00	5.53E-16	3.41E-14

**Table 23. SFP LCIA results for every paint product, per 1 m<sup>2</sup> for 60 years by market life (kg O<sub>3</sub> eq.)**

SKU	STAGE 1	STAGE 2	STAGE 3	STAGE 4	TOTAL
PR610	4.69E-02	9.42E-03	3.72E-10	1.82E-03	5.81E-02
PR613	2.31E-02	1.06E-02	3.72E-10	1.71E-03	3.55E-02
PR620	4.48E-02	9.46E-03	3.72E-10	1.68E-03	5.59E-02
PR623	2.52E-02	1.04E-02	3.72E-10	1.52E-03	3.72E-02
PR640	5.28E-02	8.01E-03	3.72E-10	1.64E-03	6.25E-02



# ENVIRONMENTAL PRODUCT DECLARATION



BEHR PRO® e600 Exterior Paint

According to ISO 14025,  
ISO 21930

SKU	STAGE 1	STAGE 2	STAGE 3	STAGE 4	TOTAL
PR643	2.64E-02	9.05E-03	3.72E-10	1.44E-03	3.69E-02
PR670	5.29E-02	8.02E-03	3.72E-10	1.62E-03	6.26E-02
PR673	2.63E-02	9.12E-03	3.72E-10	1.43E-03	3.69E-02

Table 24. ADPf LCIA results for every paint product, per 1 m<sup>2</sup> for 60 years by market life (MJ)

SKU	STAGE 1	STAGE 2	STAGE 3	STAGE 4	TOTAL
PR610	2.26E+01	4.37E+00	0.00E+00	8.45E-02	2.71E+01
PR613	1.48E+01	8.73E+00	0.00E+00	8.33E-02	2.36E+01
PR620	2.21E+01	4.31E+00	0.00E+00	4.82E-02	2.65E+01
PR623	1.85E+01	8.52E+00	0.00E+00	4.26E-02	2.70E+01
PR640	2.88E+01	4.06E+00	0.00E+00	6.31E-02	3.29E+01
PR643	2.03E+01	8.23E+00	0.00E+00	4.23E-02	2.86E+01
PR670	2.95E+01	4.05E+00	0.00E+00	6.09E-02	3.37E+01
PR673	2.09E+01	8.21E+00	0.00E+00	5.65E-02	2.92E+01





BEHR PRO® e600 Exterior Paint



According to ISO 14025,  
ISO 21930

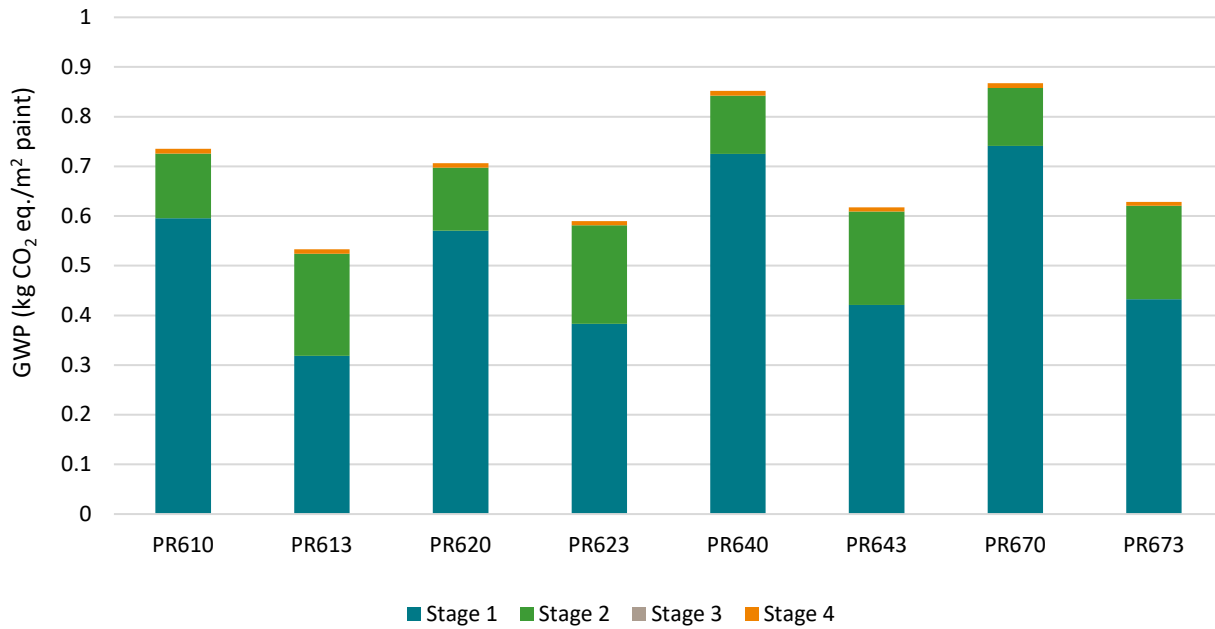


Figure 3: GWP results by stage by design life

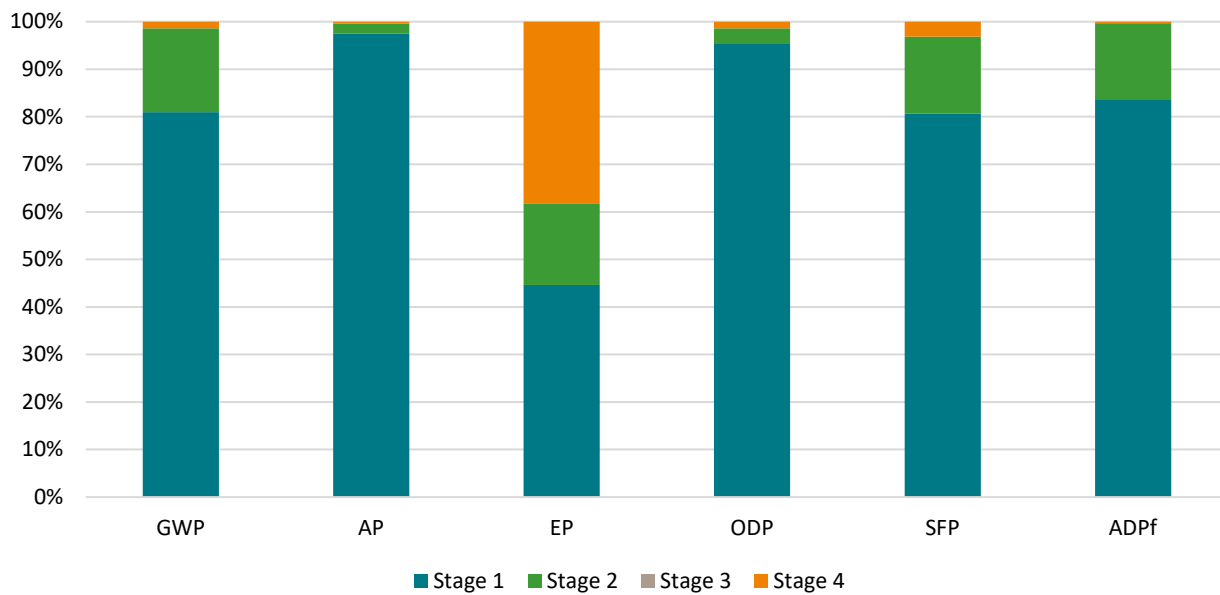


Figure 4: LCIA contribution results for PR610



# ENVIRONMENTAL PRODUCT DECLARATION



BEHR PRO® e600 Exterior Paint

According to ISO 14025,  
ISO 21930

## 3.2. Life Cycle Inventory Results

**Table 25. Total resource use results for every paint product, per 1 m<sup>2</sup> for 60 years by design life**

SKU	RPR <sub>E</sub> MJ	RPR <sub>M</sub> MJ	NRPR <sub>E</sub> MJ	NRPR <sub>M</sub> MJ	SM KG	RSF MJ	NRSF MJ	RE MJ	FW M <sup>3</sup>
PR610	1.20E+00	4.53E-02	1.23E+01	2.10E+00	2.40E-04	0	0	0	4.63E-03
PR613	7.96E-01	4.33E-02	1.05E+01	1.79E+00	2.18E-04	0	0	0	2.83E-03
PR620	1.15E+00	3.70E-02	1.21E+01	1.98E+00	2.76E-04	0	0	0	4.37E-03
PR623	8.42E-01	3.37E-02	1.18E+01	2.23E+00	2.52E-04	0	0	0	3.11E-03
PR640	1.28E+00	5.07E-02	1.47E+01	2.67E+00	2.06E-04	0	0	0	5.12E-03
PR643	6.70E-01	4.52E-02	1.23E+01	2.40E+00	1.95E-04	0	0	0	3.10E-03
PR670	1.10E+00	5.11E-02	1.50E+01	2.66E+00	2.17E-04	0	0	0	5.14E-03
PR673	6.66E-01	4.56E-02	1.26E+01	2.38E+00	1.95E-04	0	0	0	3.12E-03

**Table 26. RPR<sub>E</sub> results for every paint product, for their design life (MJ)**

SKU	Stage 1	Stage 2	Stage 3	Stage 4	Total
PR610	1.08E+00	1.03E-01	0.00E+00	1.68E-02	1.20E+00
PR613	6.29E-01	1.51E-01	0.00E+00	1.58E-02	7.96E-01
PR620	1.03E+00	9.88E-02	0.00E+00	1.57E-02	1.15E+00
PR623	6.84E-01	1.44E-01	0.00E+00	1.42E-02	8.42E-01
PR640	1.17E+00	9.34E-02	0.00E+00	1.48E-02	1.28E+00
PR643	5.20E-01	1.37E-01	0.00E+00	1.29E-02	6.70E-01
PR670	9.96E-01	9.29E-02	0.00E+00	1.48E-02	1.10E+00
PR673	5.16E-01	1.37E-01	0.00E+00	1.31E-02	6.66E-01

**Table 27. RPR<sub>M</sub> results for every paint product, for their design life (MJ)**

SKU	Stage 1	Stage 2	Stage 3	Stage 4	Total
PR610	4.53E-02	0.00E+00	0.00E+00	0.00E+00	4.53E-02
PR613	4.33E-02	0.00E+00	0.00E+00	0.00E+00	4.33E-02
PR620	3.70E-02	0.00E+00	0.00E+00	0.00E+00	3.70E-02
PR623	3.37E-02	0.00E+00	0.00E+00	0.00E+00	3.37E-02
PR640	5.07E-02	0.00E+00	0.00E+00	0.00E+00	5.07E-02



# ENVIRONMENTAL PRODUCT DECLARATION



BEHR PRO® e600 Exterior Paint

According to ISO 14025,  
ISO 21930

SKU	Stage 1	Stage 2	Stage 3	Stage 4	Total
PR643	4.52E-02	0.00E+00	0.00E+00	0.00E+00	4.52E-02
PR670	5.11E-02	0.00E+00	0.00E+00	0.00E+00	5.11E-02
PR673	4.56E-02	0.00E+00	0.00E+00	0.00E+00	4.56E-02

**Table 28. NRPRe results for every paint product, for their design life (MJ)**

SKU	Stage 1	Stage 2	Stage 3	Stage 4	Total
PR610	9.99E+00	2.23E+00	0.00E+00	4.34E-02	1.23E+01
PR613	6.00E+00	4.46E+00	0.00E+00	4.28E-02	1.05E+01
PR620	9.84E+00	2.19E+00	0.00E+00	2.50E-02	1.21E+01
PR623	7.41E+00	4.35E+00	0.00E+00	2.21E-02	1.18E+01
PR640	1.26E+01	2.07E+00	0.00E+00	3.21E-02	1.47E+01
PR643	8.10E+00	4.21E+00	0.00E+00	2.15E-02	1.23E+01
PR670	1.29E+01	2.06E+00	0.00E+00	3.11E-02	1.50E+01
PR673	8.41E+00	4.20E+00	0.00E+00	2.89E-02	1.26E+01

**Table 29. NRPRm results for every paint product, for their design life (MJ)**

SKU	Stage 1	Stage 2	Stage 3	Stage 4	Total
PR610	2.10E+00	0.00E+00	0.00E+00	0.00E+00	2.10E+00
PR613	1.79E+00	0.00E+00	0.00E+00	0.00E+00	1.79E+00
PR620	1.98E+00	0.00E+00	0.00E+00	0.00E+00	1.98E+00
PR623	2.23E+00	0.00E+00	0.00E+00	0.00E+00	2.23E+00
PR640	2.67E+00	0.00E+00	0.00E+00	0.00E+00	2.67E+00
PR643	2.40E+00	0.00E+00	0.00E+00	0.00E+00	2.40E+00
PR670	2.66E+00	0.00E+00	0.00E+00	0.00E+00	2.66E+00
PR673	2.38E+00	0.00E+00	0.00E+00	0.00E+00	2.38E+00



# ENVIRONMENTAL PRODUCT DECLARATION



BEHR PRO® e600 Exterior Paint

According to ISO 14025,  
ISO 21930

**Table 30. SM results for every paint product, for their design life (kg)**

SKU	Stage 1	Stage 2	Stage 3	Stage 4	Total
PR610	2.40E-04	0.00E+00	0.00E+00	0.00E+00	2.40E-04
PR613	2.18E-04	0.00E+00	0.00E+00	0.00E+00	2.18E-04
PR620	2.76E-04	0.00E+00	0.00E+00	0.00E+00	2.76E-04
PR623	2.52E-04	0.00E+00	0.00E+00	0.00E+00	2.52E-04
PR640	2.06E-04	0.00E+00	0.00E+00	0.00E+00	2.06E-04
PR643	1.95E-04	0.00E+00	0.00E+00	0.00E+00	1.95E-04
PR670	2.17E-04	0.00E+00	0.00E+00	0.00E+00	2.17E-04
PR673	1.95E-04	0.00E+00	0.00E+00	0.00E+00	1.95E-04

**Table 31. FW results for every paint product, for their design life (m<sup>3</sup>)**

SKU	Stage 1	Stage 2	Stage 3	Stage 4	Total
PR610	4.01E-03	6.22E-04	0.00E+00	-9.61E-07	4.63E-03
PR613	1.73E-03	1.10E-03	0.00E+00	-3.84E-07	2.83E-03
PR620	3.78E-03	5.99E-04	0.00E+00	-4.59E-06	4.37E-03
PR623	2.06E-03	1.06E-03	0.00E+00	-4.26E-06	3.11E-03
PR640	4.54E-03	5.79E-04	0.00E+00	-9.67E-07	5.12E-03
PR643	2.07E-03	1.03E-03	0.00E+00	-2.07E-06	3.10E-03
PR670	4.57E-03	5.76E-04	0.00E+00	-1.62E-06	5.14E-03
PR673	2.09E-03	1.03E-03	0.00E+00	-1.50E-06	3.12E-03

**Table 32. Total Resource use results for every paint product, per 1 m<sup>2</sup> for 60 years by market life**

SKU	RPR <sub>E</sub> MJ	RPR <sub>M</sub> MJ	NRPR <sub>E</sub> MJ	NRPR <sub>M</sub> MJ	SM KG	RSF MJ	NRSF MJ	RE MJ	FW M <sup>3</sup>
PR610	2.40E+00	9.06E-02	2.45E+01	4.20E+00	4.81E-04	0	0	0	9.25E-03
PR613	1.59E+00	8.66E-02	2.10E+01	3.58E+00	4.36E-04	0	0	0	5.66E-03
PR620	2.29E+00	7.41E-02	2.41E+01	3.96E+00	5.52E-04	0	0	0	8.74E-03
PR623	1.68E+00	6.75E-02	2.36E+01	4.47E+00	5.03E-04	0	0	0	6.22E-03
PR640	2.56E+00	1.01E-01	2.94E+01	5.34E+00	4.12E-04	0	0	0	1.02E-02
PR643	1.34E+00	9.05E-02	2.46E+01	4.79E+00	3.89E-04	0	0	0	6.20E-03
PR670	2.21E+00	1.02E-01	3.00E+01	5.32E+00	4.33E-04	0	0	0	1.03E-02



# ENVIRONMENTAL PRODUCT DECLARATION



BEHR PRO® e600 Exterior Paint

According to ISO 14025,  
ISO 21930

SKU	RPR <sub>E</sub> MJ	RPR <sub>M</sub> MJ	NRPR <sub>E</sub> MJ	NRPR <sub>M</sub> MJ	SM KG	RSF MJ	NRSF MJ	RE MJ	FW M <sup>3</sup>
PR673	1.33E+00	9.11E-02	2.53E+01	4.76E+00	3.91E-04	0	0	0	6.24E-03

**Table 33. RPR<sub>E</sub> results for every paint product, per 1 m<sup>2</sup> for 60 years by market life (MJ)**

SKU	Stage 1	Stage 2	Stage 3	Stage 4	Total
PR610	2.16E+00	2.05E-01	0.00E+00	3.36E-02	2.40E+00
PR613	1.26E+00	3.01E-01	0.00E+00	3.16E-02	1.59E+00
PR620	2.07E+00	1.98E-01	0.00E+00	3.13E-02	2.29E+00
PR623	1.37E+00	2.87E-01	0.00E+00	2.84E-02	1.68E+00
PR640	2.34E+00	1.87E-01	0.00E+00	2.96E-02	2.56E+00
PR643	1.04E+00	2.74E-01	0.00E+00	2.58E-02	1.34E+00
PR670	1.99E+00	1.86E-01	0.00E+00	2.95E-02	2.21E+00
PR673	1.03E+00	2.73E-01	0.00E+00	2.61E-02	1.33E+00

**Table 34. RPR<sub>M</sub> results for every paint product, per 1 m<sup>2</sup> for 60 years by market life (MJ)**

SKU	Stage 1	Stage 2	Stage 3	Stage 4	Total
PR610	9.06E-02	0.00E+00	0.00E+00	0.00E+00	9.06E-02
PR613	8.66E-02	0.00E+00	0.00E+00	0.00E+00	8.66E-02
PR620	7.41E-02	0.00E+00	0.00E+00	0.00E+00	7.41E-02
PR623	6.75E-02	0.00E+00	0.00E+00	0.00E+00	6.75E-02
PR640	1.01E-01	0.00E+00	0.00E+00	0.00E+00	1.01E-01
PR643	9.05E-02	0.00E+00	0.00E+00	0.00E+00	9.05E-02
PR670	1.02E-01	0.00E+00	0.00E+00	0.00E+00	1.02E-01
PR673	9.11E-02	0.00E+00	0.00E+00	0.00E+00	9.11E-02

**Table 35. NRPR<sub>E</sub> results for every paint product, per 1 m<sup>2</sup> for 60 years by market life (MJ)**

SKU	Stage 1	Stage 2	Stage 3	Stage 4	Total
PR610	2.00E+01	4.45E+00	0.00E+00	8.69E-02	2.45E+01
PR613	1.20E+01	8.92E+00	0.00E+00	8.56E-02	2.10E+01
PR620	1.97E+01	4.39E+00	0.00E+00	4.99E-02	2.41E+01
PR623	1.48E+01	8.71E+00	0.00E+00	4.42E-02	2.36E+01



# ENVIRONMENTAL PRODUCT DECLARATION



BEHR PRO® e600 Exterior Paint

According to ISO 14025,  
ISO 21930

SKU	Stage 1	Stage 2	Stage 3	Stage 4	Total
PR640	2.52E+01	4.13E+00	0.00E+00	6.43E-02	2.94E+01
PR643	1.62E+01	8.41E+00	0.00E+00	4.29E-02	2.46E+01
PR670	2.58E+01	4.12E+00	0.00E+00	6.22E-02	3.00E+01
PR673	1.68E+01	8.40E+00	0.00E+00	5.79E-02	2.53E+01

**Table 36. NRPRm results for every paint product, per 1 m<sup>2</sup> for 60 years by market life (MJ)**

SKU	Stage 1	Stage 2	Stage 3	Stage 4	Total
PR610	4.20E+00	0.00E+00	0.00E+00	0.00E+00	4.20E+00
PR613	3.58E+00	0.00E+00	0.00E+00	0.00E+00	3.58E+00
PR620	3.96E+00	0.00E+00	0.00E+00	0.00E+00	3.96E+00
PR623	4.47E+00	0.00E+00	0.00E+00	0.00E+00	4.47E+00
PR640	5.34E+00	0.00E+00	0.00E+00	0.00E+00	5.34E+00
PR643	4.79E+00	0.00E+00	0.00E+00	0.00E+00	4.79E+00
PR670	5.32E+00	0.00E+00	0.00E+00	0.00E+00	5.32E+00
PR673	4.76E+00	0.00E+00	0.00E+00	0.00E+00	4.76E+00

**Table 37. SM results for every paint product, per 1 m<sup>2</sup> for 60 years by market life (kg)**

SKU	Stage 1	Stage 2	Stage 3	Stage 4	Total
PR610	4.81E-04	0.00E+00	0.00E+00	0.00E+00	4.81E-04
PR613	4.36E-04	0.00E+00	0.00E+00	0.00E+00	4.36E-04
PR620	5.52E-04	0.00E+00	0.00E+00	0.00E+00	5.52E-04
PR623	5.03E-04	0.00E+00	0.00E+00	0.00E+00	5.03E-04
PR640	4.12E-04	0.00E+00	0.00E+00	0.00E+00	4.12E-04
PR643	3.89E-04	0.00E+00	0.00E+00	0.00E+00	3.89E-04
PR670	4.33E-04	0.00E+00	0.00E+00	0.00E+00	4.33E-04
PR673	3.91E-04	0.00E+00	0.00E+00	0.00E+00	3.91E-04





# ENVIRONMENTAL PRODUCT DECLARATION



BEHR PRO® e600 Exterior Paint

According to ISO 14025,  
ISO 21930

**Table 38. FW results for every paint product, per 1 m<sup>2</sup> for 60 years by market life (m<sup>3</sup>)**

SKU	Stage 1	Stage 2	Stage 3	Stage 4	Total
PR610	8.01E-03	1.24E-03	0.00E+00	-1.92E-06	9.25E-03
PR613	3.46E-03	2.20E-03	0.00E+00	-7.67E-07	5.66E-03
PR620	7.56E-03	1.20E-03	0.00E+00	-9.17E-06	8.74E-03
PR623	4.11E-03	2.12E-03	0.00E+00	-8.51E-06	6.22E-03
PR640	9.09E-03	1.16E-03	0.00E+00	-1.93E-06	1.02E-02
PR643	4.14E-03	2.06E-03	0.00E+00	-4.14E-06	6.20E-03
PR670	9.14E-03	1.15E-03	0.00E+00	-3.24E-06	1.03E-02
PR673	4.19E-03	2.05E-03	0.00E+00	-2.99E-06	6.24E-03

**Table 39. Total output and waste results for every paint product, per 1 m<sup>2</sup> for 60 years by design life**

SKU	HWD %	NHWD %
PR610	0.09%	99.91%
PR613	0.08%	99.92%
PR620	0.03%	99.97%
PR623	0.03%	99.97%
PR640	0.14%	99.86%
PR643	0.10%	99.90%
PR670	0.12%	99.88%
PR673	0.17%	99.83%

**Table 40. Waste results for every paint product, per 1 m<sup>2</sup> for 60 years by design life**

SKU	Waste	Stage 1	Stage 2	Stage 3	Stage 4	Total
PR610	HWD	12.35%	0.00%	0.00%	0.00%	0.09%
	NHWD	87.65%	0.00%	0.00%	100.00%	99.91%
PR613	HWD	11.63%	0.00%	0.00%	0.00%	0.08%
	NHWD	88.37%	0.00%	0.00%	100.00%	99.92%
PR620	HWD	4.20%	0.00%	0.00%	0.00%	0.03%
	NHWD	95.80%	0.00%	0.00%	100.00%	99.97%
PR623	HWD	4.20%	0.00%	0.00%	0.00%	0.03%
	NHWD	95.80%	0.00%	0.00%	100.00%	99.97%
PR640	HWD	19.96%	0.00%	0.00%	0.00%	0.14%
	NHWD	80.04%	0.00%	0.00%	100.00%	99.86%



# ENVIRONMENTAL PRODUCT DECLARATION



BEHR PRO® e600 Exterior Paint

According to ISO 14025,  
ISO 21930

SKU	Waste	Stage 1	Stage 2	Stage 3	Stage 4	Total
PR643	HWD	14.77%	0.00%	0.00%	0.00%	0.10%
	NHWD	85.23%	0.00%	0.00%	100.00%	99.90%
PR670	HWD	15.67%	0.00%	0.00%	0.00%	0.12%
	NHWD	84.33%	0.00%	0.00%	100.00%	99.88%
PR673	HWD	19.88%	0.00%	0.00%	0.00%	0.17%
	NHWD	80.12%	0.00%	0.00%	100.00%	99.83%

**Table 41. Total output and waste results for every paint product, per 1 m<sup>2</sup> for 60 years by market life**

SKU	HWD %	NHWD %
PR610	0.09%	99.91%
PR613	0.08%	99.92%
PR620	0.03%	99.97%
PR623	0.03%	99.97%
PR640	0.14%	99.86%
PR643	0.10%	99.90%
PR670	0.12%	99.88%
PR673	0.17%	99.83%

**Table 42. Waste results for every paint product, per 1 m<sup>2</sup> for 60 years by market life**

SKU	Waste	Stage 1	Stage 2	Stage 3	Stage 4	Total
PR610	HWD	12.35%	0.00%	0.00%	0.00%	0.09%
	NHWD	87.65%	0.00%	0.00%	100.00%	99.91%
PR613	HWD	11.63%	0.00%	0.00%	0.00%	0.08%
	NHWD	88.37%	0.00%	0.00%	100.00%	99.92%
PR620	HWD	4.20%	0.00%	0.00%	0.00%	0.03%
	NHWD	95.80%	0.00%	0.00%	100.00%	99.97%
PR623	HWD	4.20%	0.00%	0.00%	0.00%	0.03%
	NHWD	95.80%	0.00%	0.00%	100.00%	99.97%
PR640	HWD	19.96%	0.00%	0.00%	0.00%	0.14%
	NHWD	80.04%	0.00%	0.00%	100.00%	99.86%
PR643	HWD	14.77%	0.00%	0.00%	0.00%	0.10%
	NHWD	85.23%	0.00%	0.00%	100.00%	99.90%



# ENVIRONMENTAL PRODUCT DECLARATION



BEHR PRO® e600 Exterior Paint

According to ISO 14025,  
ISO 21930

SKU	Waste	Stage 1	Stage 2	Stage 3	Stage 4	Total
PR670	HWD	15.67%	0.00%	0.00%	0.00%	0.12%
	NHWD	84.33%	0.00%	0.00%	100.00%	99.88%
PR673	HWD	19.88%	0.00%	0.00%	0.00%	0.17%
	NHWD	80.12%	0.00%	0.00%	100.00%	99.83%

**Table 43. Energy resource use results for every paint product, per 1 m<sup>2</sup> for 60 years by design life**

SKU	BIO-ENERGY	FOSSIL ENERGY	HYDRO/WIND ENERGY	NUCLEAR ENERGY	OTHER ENERGY	NON-RENEWABLE RESOURCES	RENEWABLE RESOURCES
	MJ	MJ	MJ	MJ	MJ	KG	KG
PR610	3.49E-09	1.35E+01	4.44E-01	8.32E-01	8.01E-01	3.75E-01	-5.95E-08
PR613	3.08E-09	1.18E+01	2.60E-01	4.66E-01	5.79E-01	3.34E-01	-5.32E-08
PR620	3.98E-09	1.33E+01	4.24E-01	7.86E-01	7.60E-01	3.64E-01	-6.80E-08
PR623	3.56E-09	1.35E+01	2.88E-01	5.09E-01	5.88E-01	3.75E-01	-6.15E-08
PR640	3.07E-09	1.65E+01	4.93E-01	9.16E-01	8.37E-01	4.47E-01	-5.16E-08
PR643	2.80E-09	1.43E+01	2.56E-01	4.34E-01	4.59E-01	3.92E-01	-4.80E-08
PR670	3.22E-09	1.68E+01	4.62E-01	8.41E-01	6.93E-01	4.56E-01	-5.43E-08
PR673	2.81E-09	1.46E+01	2.54E-01	4.29E-01	4.57E-01	4.00E-01	-4.82E-08

**Table 44. Bio-energy results for every paint product, per 1 m<sup>2</sup> for 60 years by design life (MJ)**

SKU	Stage 1	Stage 2	Stage 3	Stage 4	Total
PR610	3.08E-09	-2.90E-12	0.00E+00	4.17E-10	3.49E-09
PR613	2.70E-09	-3.21E-12	0.00E+00	3.78E-10	3.08E-09
PR620	3.50E-09	-2.87E-12	0.00E+00	4.79E-10	3.98E-09
PR623	3.13E-09	-3.10E-12	0.00E+00	4.36E-10	3.56E-09
PR640	2.71E-09	-2.51E-12	0.00E+00	3.57E-10	3.07E-09
PR643	2.46E-09	-2.74E-12	0.00E+00	3.38E-10	2.80E-09
PR670	2.85E-09	-2.50E-12	0.00E+00	3.76E-10	3.22E-09
PR673	2.47E-09	-2.75E-12	0.00E+00	3.39E-10	2.81E-09



# ENVIRONMENTAL PRODUCT DECLARATION



BEHR PRO® e600 Exterior Paint



According to ISO 14025,  
ISO 21930

**Table 45. Fossil energy results for every paint product, per 1 m<sup>2</sup> for 60 years by design life (MJ)**

SKU	Stage 1	Stage 2	Stage 3	Stage 4	Total
PR610	1.13E+01	2.19E+00	0.00E+00	4.22E-02	1.35E+01
PR613	7.42E+00	4.36E+00	0.00E+00	4.16E-02	1.18E+01
PR620	1.11E+01	2.16E+00	0.00E+00	2.41E-02	1.33E+01
PR623	9.23E+00	4.26E+00	0.00E+00	2.13E-02	1.35E+01
PR640	1.44E+01	2.03E+00	0.00E+00	3.16E-02	1.65E+01
PR643	1.02E+01	4.11E+00	0.00E+00	2.12E-02	1.43E+01
PR670	1.48E+01	2.02E+00	0.00E+00	3.05E-02	1.68E+01
PR673	1.05E+01	4.11E+00	0.00E+00	2.82E-02	1.46E+01

**Table 46. Hydro/ Wind energy results every paint product, per 1 m<sup>2</sup> for 60 years by design life (MJ)**

SKU	Stage 1	Stage 2	Stage 3	Stage 4	Total
PR610	4.21E-01	1.90E-02	0.00E+00	3.72E-03	4.44E-01
PR613	2.10E-01	4.73E-02	0.00E+00	3.50E-03	2.60E-01
PR620	4.02E-01	1.88E-02	0.00E+00	3.36E-03	4.24E-01
PR623	2.39E-01	4.64E-02	0.00E+00	3.04E-03	2.88E-01
PR640	4.71E-01	1.82E-02	0.00E+00	3.14E-03	4.93E-01
PR643	2.08E-01	4.56E-02	0.00E+00	2.68E-03	2.56E-01
PR670	4.41E-01	1.82E-02	0.00E+00	3.16E-03	4.62E-01
PR673	2.06E-01	4.55E-02	0.00E+00	2.83E-03	2.54E-01

**Table 47. Nuclear energy results for every paint product, per 1 m<sup>2</sup> for 60 years by design life (MJ)**

SKU	Stage 1	Stage 2	Stage 3	Stage 4	Total
PR610	7.93E-01	3.78E-02	0.00E+00	1.20E-03	8.32E-01
PR613	3.69E-01	9.66E-02	0.00E+00	1.15E-03	4.66E-01
PR620	7.48E-01	3.74E-02	0.00E+00	8.73E-04	7.86E-01
PR623	4.13E-01	9.48E-02	0.00E+00	7.75E-04	5.09E-01
PR640	8.79E-01	3.64E-02	0.00E+00	5.75E-04	9.16E-01
PR643	3.40E-01	9.33E-02	0.00E+00	2.97E-04	4.34E-01
PR670	8.04E-01	3.63E-02	0.00E+00	6.66E-04	8.41E-01
PR673	3.36E-01	9.31E-02	0.00E+00	7.15E-04	4.29E-01



# ENVIRONMENTAL PRODUCT DECLARATION



BEHR PRO® e600 Exterior Paint



According to ISO 14025,  
ISO 21930

**Table 48. Other energy results for every paint product, per 1 m<sup>2</sup> for 60 years by design life (MJ)**

SKU	Stage 1	Stage 2	Stage 3	Stage 4	Total
PR610	7.04E-01	8.37E-02	0.00E+00	1.31E-02	8.01E-01
PR613	4.63E-01	1.03E-01	0.00E+00	1.23E-02	5.79E-01
PR620	6.68E-01	8.00E-02	0.00E+00	1.23E-02	7.60E-01
PR623	4.79E-01	9.73E-02	0.00E+00	1.12E-02	5.88E-01
PR640	7.50E-01	7.52E-02	0.00E+00	1.16E-02	8.37E-01
PR643	3.57E-01	9.15E-02	0.00E+00	1.02E-02	4.59E-01
PR670	6.06E-01	7.47E-02	0.00E+00	1.16E-02	6.93E-01
PR673	3.56E-01	9.11E-02	0.00E+00	1.02E-02	4.57E-01

**Table 49. Non-renewable energy resource results every paint product, per 1 m<sup>2</sup> for 60 years by design life (kg)**

SKU	Stage 1	Stage 2	Stage 3	Stage 4	Total
PR610	3.04E-01	7.01E-02	0.00E+00	1.15E-03	3.75E-01
PR613	1.91E-01	1.42E-01	0.00E+00	1.15E-03	3.34E-01
PR620	2.94E-01	6.91E-02	0.00E+00	6.15E-04	3.64E-01
PR623	2.36E-01	1.38E-01	0.00E+00	5.42E-04	3.75E-01
PR640	3.82E-01	6.51E-02	0.00E+00	8.91E-04	4.47E-01
PR643	2.58E-01	1.34E-01	0.00E+00	5.95E-04	3.92E-01
PR670	3.90E-01	6.50E-02	0.00E+00	8.41E-04	4.56E-01
PR673	2.65E-01	1.34E-01	0.00E+00	7.70E-04	4.00E-01

**Table 50. Renewable energy resource results for every paint product, per 1 m<sup>2</sup> for 60 years by design life (kg)**

SKU	Stage 1	Stage 2	Stage 3	Stage 4	Total
PR610	1.36E-08	4.88E-12	0.00E+00	-7.31E-08	-5.95E-08
PR613	1.30E-08	4.83E-11	0.00E+00	-6.62E-08	-5.32E-08
PR620	1.60E-08	5.26E-12	0.00E+00	-8.40E-08	-6.80E-08
PR623	1.49E-08	4.83E-11	0.00E+00	-7.65E-08	-6.15E-08
PR640	1.10E-08	6.85E-12	0.00E+00	-6.26E-08	-5.16E-08
PR643	1.12E-08	4.96E-11	0.00E+00	-5.92E-08	-4.80E-08
PR670	1.16E-08	6.90E-12	0.00E+00	-6.59E-08	-5.43E-08
PR673	1.11E-08	4.95E-11	0.00E+00	-5.94E-08	-4.82E-08



# ENVIRONMENTAL PRODUCT DECLARATION



BEHR PRO® e600 Exterior Paint

According to ISO 14025,  
ISO 21930

**Table 51. Energy resource use results for every paint product, per 1 m<sup>2</sup> for 60 years by market life**

SKU	BIO ENERGY	FOSSIL ENERGY	HYDRO/WIND ENERGY	NUCLEAR ENERGY	OTHER RENEWABLE ENERGY	NON-RENEWABLE ENERGY RESOURCES	RENEWABLE ENERGY RESOURCES
	MJ	MJ	MJ	MJ	MJ	KG	KG
PR610	6.99E-09	2.71E+01	8.88E-01	1.66E+00	1.60E+00	7.51E-01	-1.19E-07
PR613	6.16E-09	2.36E+01	5.21E-01	9.33E-01	1.16E+00	6.68E-01	-1.06E-07
PR620	7.96E-09	2.65E+01	8.48E-01	1.57E+00	1.52E+00	7.27E-01	-1.36E-07
PR623	7.12E-09	2.70E+01	5.76E-01	1.02E+00	1.18E+00	7.50E-01	-1.23E-07
PR640	6.13E-09	3.29E+01	9.85E-01	1.83E+00	1.67E+00	8.95E-01	-1.03E-07
PR643	5.60E-09	2.86E+01	5.13E-01	8.67E-01	9.18E-01	7.84E-01	-9.60E-08
PR670	6.45E-09	3.37E+01	9.24E-01	1.68E+00	1.39E+00	9.11E-01	-1.09E-07
PR673	5.61E-09	2.92E+01	5.09E-01	8.59E-01	9.14E-01	7.99E-01	-9.64E-08

**Table 52. Bio-energy results for every paint product, per 1 m<sup>2</sup> for 60 years by market life (MJ)**

SKU	Stage 1	Stage 2	Stage 3	Stage 4	Total
PR610	6.16E-09	-5.80E-12	0.00E+00	8.34E-10	6.99E-09
PR613	5.41E-09	-6.42E-12	0.00E+00	7.56E-10	6.16E-09
PR620	7.01E-09	-5.73E-12	0.00E+00	9.58E-10	7.96E-09
PR623	6.26E-09	-6.19E-12	0.00E+00	8.72E-10	7.12E-09
PR640	5.42E-09	-5.01E-12	0.00E+00	7.15E-10	6.13E-09
PR643	4.93E-09	-5.48E-12	0.00E+00	6.76E-10	5.60E-09
PR670	5.70E-09	-5.00E-12	0.00E+00	7.52E-10	6.45E-09
PR673	4.94E-09	-5.50E-12	0.00E+00	6.78E-10	5.61E-09

**Table 53. Fossil energy results for every paint product, per 1 m<sup>2</sup> for 60 years by market life (MJ)**

SKU	Stage 1	Stage 2	Stage 3	Stage 4	Total
PR610	2.26E+01	4.37E+00	0.00E+00	8.45E-02	2.71E+01
PR613	1.48E+01	8.73E+00	0.00E+00	8.33E-02	2.36E+01
PR620	2.21E+01	4.31E+00	0.00E+00	4.82E-02	2.65E+01
PR623	1.85E+01	8.52E+00	0.00E+00	4.26E-02	2.70E+01
PR640	2.88E+01	4.06E+00	0.00E+00	6.31E-02	3.29E+01



# ENVIRONMENTAL PRODUCT DECLARATION



BEHR PRO® e600 Exterior Paint

According to ISO 14025,  
ISO 21930

SKU	Stage 1	Stage 2	Stage 3	Stage 4	Total
PR643	2.03E+01	8.23E+00	0.00E+00	4.23E-02	2.86E+01
PR670	2.95E+01	4.05E+00	0.00E+00	6.09E-02	3.37E+01
PR673	2.09E+01	8.21E+00	0.00E+00	5.65E-02	2.92E+01

**Table 54. Hydro/ Wind energy results for every paint product, per 1 m<sup>2</sup> for 60 years by market life (MJ)**

SKU	Stage 1	Stage 2	Stage 3	Stage 4	Total
PR610	8.43E-01	3.79E-02	0.00E+00	7.44E-03	8.88E-01
PR613	4.19E-01	9.46E-02	0.00E+00	7.00E-03	5.21E-01
PR620	8.04E-01	3.75E-02	0.00E+00	6.72E-03	8.48E-01
PR623	4.77E-01	9.28E-02	0.00E+00	6.08E-03	5.76E-01
PR640	9.42E-01	3.64E-02	0.00E+00	6.29E-03	9.85E-01
PR643	4.16E-01	9.12E-02	0.00E+00	5.36E-03	5.13E-01
PR670	8.82E-01	3.63E-02	0.00E+00	6.32E-03	9.24E-01
PR673	4.12E-01	9.10E-02	0.00E+00	5.65E-03	5.09E-01

**Table 55. Nuclear energy results for every paint product, per 1 m<sup>2</sup> for 60 years by market life (MJ)**

SKU	Stage 1	Stage 2	Stage 3	Stage 4	Total
PR610	1.59E+00	7.56E-02	0.00E+00	2.40E-03	1.66E+00
PR613	7.37E-01	1.93E-01	0.00E+00	2.30E-03	9.33E-01
PR620	1.50E+00	7.48E-02	0.00E+00	1.75E-03	1.57E+00
PR623	8.27E-01	1.90E-01	0.00E+00	1.55E-03	1.02E+00
PR640	1.76E+00	7.28E-02	0.00E+00	1.15E-03	1.83E+00
PR643	6.80E-01	1.87E-01	0.00E+00	5.94E-04	8.67E-01
PR670	1.61E+00	7.27E-02	0.00E+00	1.33E-03	1.68E+00
PR673	6.71E-01	1.86E-01	0.00E+00	1.43E-03	8.59E-01



# ENVIRONMENTAL PRODUCT DECLARATION



BEHR PRO® e600 Exterior Paint

According to ISO 14025,  
ISO 21930

**Table 56. Other energy results for every paint product, per 1 m<sup>2</sup> for 60 years by market life (MJ)**

SKU	Stage 1	Stage 2	Stage 3	Stage 4	Total
PR610	1.41E+00	1.67E-01	0.00E+00	2.62E-02	1.60E+00
PR613	9.26E-01	2.07E-01	0.00E+00	2.45E-02	1.16E+00
PR620	1.34E+00	1.60E-01	0.00E+00	2.46E-02	1.52E+00
PR623	9.58E-01	1.95E-01	0.00E+00	2.23E-02	1.18E+00
PR640	1.50E+00	1.50E-01	0.00E+00	2.33E-02	1.67E+00
PR643	7.14E-01	1.83E-01	0.00E+00	2.05E-02	9.18E-01
PR670	1.21E+00	1.49E-01	0.00E+00	2.32E-02	1.39E+00
PR673	7.11E-01	1.82E-01	0.00E+00	2.05E-02	9.14E-01

**Table 57. Non-renewable resource results for every paint product, per 1 m<sup>2</sup> for 60 years by market life (kg)**

SKU	Stage 1	Stage 2	Stage 3	Stage 4	Total
PR610	6.09E-01	1.40E-01	0.00E+00	2.31E-03	7.51E-01
PR613	3.82E-01	2.83E-01	0.00E+00	2.29E-03	6.68E-01
PR620	5.88E-01	1.38E-01	0.00E+00	1.23E-03	7.27E-01
PR623	4.72E-01	2.77E-01	0.00E+00	1.08E-03	7.50E-01
PR640	7.63E-01	1.30E-01	0.00E+00	1.78E-03	8.95E-01
PR643	5.15E-01	2.68E-01	0.00E+00	1.19E-03	7.84E-01
PR670	7.80E-01	1.30E-01	0.00E+00	1.68E-03	9.11E-01
PR673	5.30E-01	2.67E-01	0.00E+00	1.54E-03	7.99E-01

**Table 58. Renewable resource results for every paint product, per 1 m<sup>2</sup> for 60 years by market life (kg)**

SKU	Stage 1	Stage 2	Stage 3	Stage 4	Total
PR610	2.71E-08	9.76E-12	0.00E+00	-1.46E-07	-1.19E-07
PR613	2.59E-08	9.67E-11	0.00E+00	-1.32E-07	-1.06E-07
PR620	3.19E-08	1.05E-11	0.00E+00	-1.68E-07	-1.36E-07
PR623	2.98E-08	9.66E-11	0.00E+00	-1.53E-07	-1.23E-07
PR640	2.19E-08	1.37E-11	0.00E+00	-1.25E-07	-1.03E-07
PR643	2.24E-08	9.92E-11	0.00E+00	-1.18E-07	-9.60E-08
PR670	2.32E-08	1.38E-11	0.00E+00	-1.32E-07	-1.09E-07
PR673	2.23E-08	9.90E-11	0.00E+00	-1.19E-07	-9.64E-08







BEHR PRO® e600 Exterior Paint



According to ISO 14025,  
ISO 21930

## 4. Additional Environmental Information

### 4.1. Environmental Activities and Certifications



#### GREENGUARD Certification

BEHR PRO® e600 Exterior products are GREENGUARD and GREENGUARD Gold Certified. This third-party certification assures our paints are low-emitting and contribute to healthy indoor environments.

GREENGUARD Certification establishes acceptable indoor air standards for indoor products, environments, and buildings. GREENGUARD Gold Certification offers stricter certification criteria, considers safety factors to account for sensitive individuals (such as children and the elderly), and ensures that a product is acceptable for use in environments such as schools and healthcare facilities.

GREENGUARD certified products are referenced standards in numerous sustainable building initiatives including Leadership in Energy and Environmental Design (LEED®), Collaborative for High Performance Schools (CHPS), Green Guide for Health Care (GGHC), Sustainable Building Industry Council (SBIC) and many others. For more information on the GREENGUARD Certification Program emission standards visit [greenguard.org](http://greenguard.org).

### 4.2. Further Information

For further information visit [behr.com](http://behr.com) and [kilz.com](http://kilz.com).

## 5. References

- |             |  |
|-------------|--|
| LCA EF 2023 | Sphera Solutions Inc; Life Cycle Assessment for Experts: Software-System and Database for Life Cycle Engineering. Chicago, IL, USA, 1992-2023. <a href="https://sphera.com/life-cycle-assessment-lca-database/">https://sphera.com/life-cycle-assessment-lca-database/</a>                                     |
| IPCC 2013   | IPCC. (2013). <i>Climate Change 2013: The Physical Science Basis</i> . Genf, Schweiz: IPCC.  |
| ISO 14025   | ISO 14025:2011-10 Environmental labels and declarations - Type III environmental declarations - Principles and procedures  |
| ISO 14040   | ISO 14040:2009-11 Environmental management - Life cycle assessment - Principles and framework  |
| ISO 14044   | ISO 14044:2006-10 Environmental management - Life cycle assessment - Requirements and guidelines   |
| NSF 2015    | NSF. (2015). <i>Product Category Rule (PCR) for Architectural Coatings</i> . USA: NSF: <a href="https://d2evkimvhatqav.cloudfront.net/documents/pcr_architectural_coatings_2022_ext.pdf?v=1657221210">https://d2evkimvhatqav.cloudfront.net/documents/pcr_architectural_coatings_2022_ext.pdf?v=1657221210</a> |
| USEPA 2012  | NUS Environmental Protection Agency. (2012). <i>Tool for the Reduction and Assessment of Chemical and other Environmental Impacts (TRACI) – User's Manual</i> . Washington, D.C.: U.S. EPA.  |



# ENVIRONMENTAL PRODUCT DECLARATION



BEHR PRO® e600 Exterior Paint



According to ISO 14025,  
ISO 21930

USEPA 2020 US Environmental Protection Agency. (2015, June). *Advancing Sustainable Materials Management: 2018 Tables and Figures. Assessing Trends in Material Generation, Recycling and Disposal in the United States*. Retrieved from US EPA: [https://www.epa.gov/sites/default/files/2021-01/documents/2018\\_tables\\_and\\_figures\\_dec\\_2020\\_fnl\\_508.pdf](https://www.epa.gov/sites/default/files/2021-01/documents/2018_tables_and_figures_dec_2020_fnl_508.pdf)

## 6. Contact Information

### 6.1. Study Commissioner



Behr Paint Company

Phone number: (714) 545-7101

Email: [kbird@behr.com](mailto:kbird@behr.com)

1801 E. St. Andrew Place, Santa Ana, CA 92705

[www.behr.com](http://www.behr.com)

### 6.2. LCA Practitioner



Sphera Solutions Inc.

[servicequality@sphera.com](mailto:servicequality@sphera.com)

130 E Randolph St #2900. Chicago, IL 6060

[www.sphera.com](http://www.sphera.com)

