

## ENVIRONMENTAL PRODUCT DECLARATION

# BEHR PRO® BLOCK FILLER PRIMER

INTERIOR/EXTERIOR PRIMER



Shown above: BEHR PRO® Block Filler Primer is a GREENGUARD® Gold certified, dependable solution for above-grade concrete surfaces, such as concrete block, cinder block, and poured and pre-cast concrete.

In order to support comparative assertions, this EPD meets all comparability requirements stated in ISO 14025:2006. However, such differences in certain assumptions, data quality, and variability between LCA data sets may still exist. As such, caution should be exercised when evaluating EPDs from different manufacturers, as the EPD results may not be entirely comparable. Any EPD comparison must be carried out at the building level per ISO 21930 guidelines. The results of this EPD reflect an average performance by the product and its actual impacts may vary on a case-to-case basis.

**BEHR** Paint Company

Behr Paint Company, producer of BEHR® and KILZ® products, is one of the largest manufacturers and suppliers of paint, primers, stains and surface finish products to do-it-yourselfers and professionals. Sustainability is a core concept of our business strategy and culture ensuring top economic, social and environmental performance. Behr Paint Company's commitment to sustainability, quality, value, and performance has driven our desire for innovation and transparency. The creation of a Life Cycle Assessment (LCA) report and Environmental Product Declaration (EPD) allows us to continually improve our operations and illustrate a complete story behind our products.

To learn more, visit [behr.com](http://behr.com) and [kilz.com](http://kilz.com)



# ENVIRONMENTAL PRODUCT DECLARATION



BEHR PRO® Block Filler Primer

According to ISO 14025,  
and ISO21930

EPD PROGRAM AND PROGRAM OPERATOR NAME, ADDRESS, LOGO, AND WEBSITE	UL Solutions 333 Pfingsten Rd, Northbrook IL, 60062	www.ul.com www.spot.ul.com
GENERAL PROGRAM INSTRUCTIONS AND VERSION NUMBER	Program Operator Rules v 2.7 2022	
MANUFACTURER NAME AND ADDRESS	Behr Process LLC 1801 E St Andrew Pl, Santa Ana, CA 92705	
DECLARATION NUMBER	4791080617.108.1	
DECLARED PRODUCT & FUNCTIONAL UNIT OR DECLARED UNIT	1m <sup>2</sup> of covered and protected substrate for a period of 60 years with 97% opacity after drying	
REFERENCE PCR AND VERSION NUMBER	PCR for architectural coating: NAICS 325510, NSF (2022)	
DESCRIPTION OF PRODUCT APPLICATION/USE	Interior/Exterior Primer	
PRODUCT RSL DESCRIPTION (IF APPL.)	10 years market life used over a 60 year estimated building life	
MARKETS OF APPLICABILITY	North America	
DATE OF ISSUE	August 26, 2024	
PERIOD OF VALIDITY	5 Years	
EPD TYPE	Product-specific	
RANGE OF DATASET VARIABILITY	N/A	
OVERALL DATA QUALITY ASSESSMENT SCORE	Very good	
EPD SCOPE	Cradle to grave	
YEAR(S) OF REPORTED PRIMARY DATA	2021	
LCA SOFTWARE & VERSION NUMBER	Sphera's LCA for Experts (fka GaBi) v10.7.0.183	
LCI DATABASE(S) & VERSION NUMBER	Sphera's Managed LCA Content (fka GaBi) 2023.1	
LCIA METHODOLOGY & VERSION NUMBER	IPCC AR5, TRACI 2.1, CML 2001 (2013)	
The PCR review was conducted by:	NSF International	
	PCR Review Panel	
	<a href="mailto:ncss@nsf.org">ncss@nsf.org</a>	
This declaration was independently verified in accordance with ISO 14025: 2006. <input type="checkbox"/> INTERNAL <input checked="" type="checkbox"/> EXTERNAL	<i>Cooper McCollum</i> Cooper McCollum, UL Solutions	
	Sphera	
This life cycle assessment was conducted in accordance with ISO 14040/44 and the reference PCR by:	<i>MWildnauer</i> Maggie Wildnauer, WAP Sustainability	
This life cycle assessment was independently verified in accordance with ISO 14044 and the reference PCR by:		

# ENVIRONMENTAL PRODUCT DECLARATION



BEHR PRO® Block Filler Primer

According to ISO 14025,  
ISO 21930

---

## LIMITATIONS

**Exclusions:** EPDs do not indicate that any environmental or social performance benchmarks are met, and there may be impacts that they do not encompass. LCAs do not typically address the site-specific environmental impacts of raw material extraction, nor are they meant to assess human health toxicity. EPDs can complement but cannot replace tools and certifications that are designed to address these impacts and/or set performance thresholds – e.g. Type 1 certifications, health assessments and declarations, environmental impact assessments, etc.

**Accuracy of Results:** EPDs regularly rely on estimations of impacts; the level of accuracy in estimation of effect differs for any particular product line and reported impact.

**Comparability:** EPDs from different programs may not be comparable. Full conformance with a PCR allows EPD comparability only when all stages of a life cycle have been considered. However, variations and deviations are possible". Example of variations: Different LCA software and background LCI datasets may lead to differences results for upstream or downstream of the life cycle stages declared.

---



BEHR PRO® Block Filler Primer



According to ISO 14025,  
ISO 21930

## 1. Product Definition and Information

### 1.1. Description of Company/Organization

Founded in 1947, Behr Paint Company's unwavering commitment to quality, innovation, and value has helped foster their growth into one of the largest manufacturers of paints, primers, decorative finishes, stains, surface preparation and application products for DIYers and professionals in North America. With operations in the United States, Canada, and Mexico, this Santa Ana, California based company has worked diligently to deliver the quality brands, BEHR®, KILZ®, and WHIZZ® to meet the coating, color, and application needs of consumers, designers and professional paint contractors resulting in BEHR® becoming one of the most trusted brands in America. BEHR® paint delivers superior value at every price point so everyone can transform their space into the look they want, with the colors they love.

### 1.2. Product Description

#### Product Identification

BEHR PRO® Block Filler Primer is an economical interior/exterior latex primer formulated to fill and seal porous masonry surfaces, reduce pinholing and help produce a smooth and even topcoat for a uniform, professional quality finish. BEHR PRO® Block Filler Primer is GREENGUARD® GOLD certified and MPI approved offering a primer that meets or exceeds environmental and performance requirements. BEHR PRO® Block Filler Primer is available in 5-gallon sized containers.

#### Product Specification

Table 1. Specifications for BEHR PRO® Block Filler Primer

SKU	FILL / MAX TINT LOAD	RESIN TYPE	% SOLIDS BY VOLUME	% SOLIDS BY WEIGHT	FILM THICKNESS @ 75 SQ FT/GL	FILM THICKNESS @ 150 SQ FT/GL	VISCOSITY (KU)
PR050	640 fl oz 0 fl oz	Acrylic Copolymer	50% ± 2%	69% ± 2%	Wet: 21.4 mils Dry: 10.7 mils	Wet: 10.7 mils Dry: 5.3 mils	100 – 105



# ENVIRONMENTAL PRODUCT DECLARATION



BEHR PRO® Block Filler Primer



According to ISO 14025,  
ISO 21930

## 1.3. Application

Recommended application information for BEHR PRO® Block Filler Primer is as follows:

**Brush:** Nylon/polyester

**Roller:** 3/4" – 1/2" nap roller cover, depending on surface texture

**Airless Spray:**

**Tip:** .019" - .025"

**Filter:** Remove

**Fluid Pressure:** 2,000 – 3,200 psi

**Thinning:** DO NOT THIN. Product is formulated for use at package consistency only.

The VOC emissions associated with each SKU after application are all <0.22 mg/m<sup>3</sup>. The method used to determine this was the California Department of Public Health (CDPH) standard test method, a revised and expanded standard based on California Specification 01350. VOC content in g/L for each SKU is shown in Table 2.

Table 2. VOC content (g/L)

	PR050 – BLOCK FILLER PRIMER
VOC (g/L of paint)	42

## 1.4. Material Composition

The material composition of the product is shown in Table 3.

Table 3. Material composition range in weight % for BEHR PRO® Block Filler Primer

MATERIAL	PR050
Resin/Binder	15 – 20%
Additive	1 – 5%
Biocide	0.1 – 1%
Extender Pigment	55 – 60%
Pigment (TiO <sub>2</sub> )	1 – 5%





MATERIAL	PR050
Solvent	0.1 – 1%
Water	15 – 20%

1.5. Manufacturing

As shown in Figure 1, manufacturing begins with metering of raw materials, followed by the pre-mix, dispersion, and let-down steps. The finished paint is dispensed into jars, cans, and/or pails, which are then labeled, boxed, and loaded onto pallets for distribution.

Flow Diagram

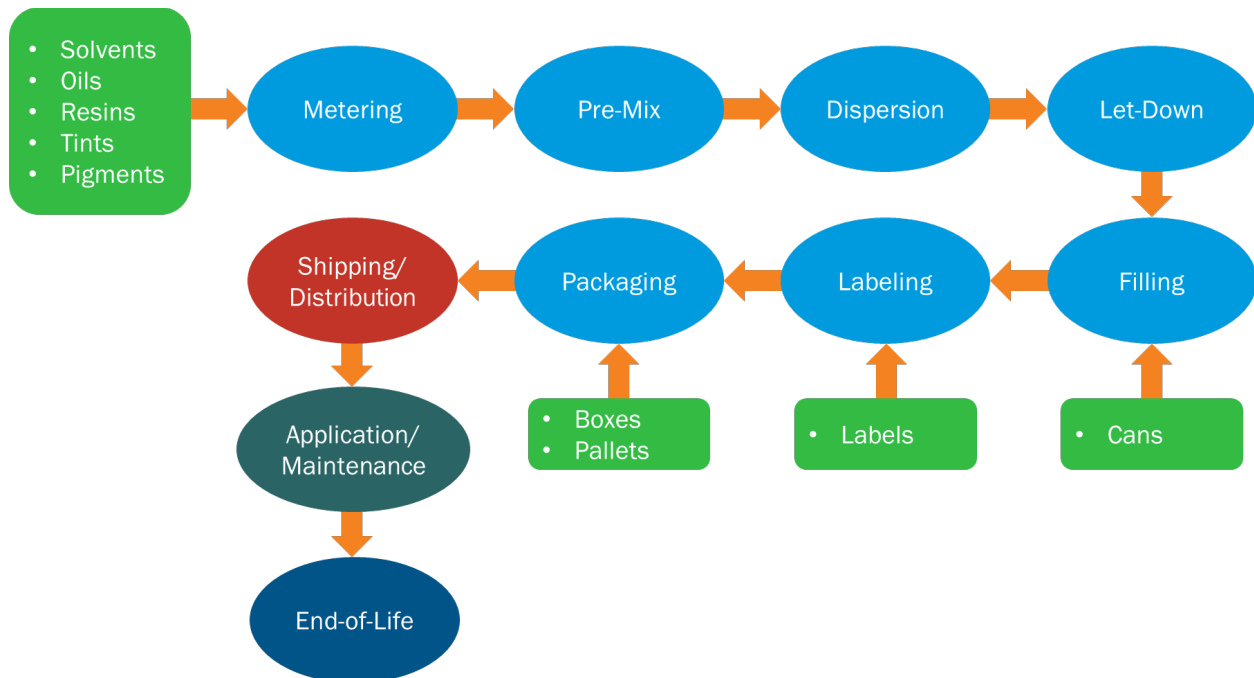


Figure 1. Flow diagram for cradle-to-grave LCA of BEHR PRO® Block Filler Primer

1.6. Packaging

Table 4 provides descriptions, volumes, and materials for the primary paint packaging used for BEHR PRO® Block Filler Primer. These packages are loaded onto heat-treated wooden pallets for distribution.



# ENVIRONMENTAL PRODUCT DECLARATION



BEHR PRO® Block Filler Primer



According to ISO 14025,  
ISO 21930

Table 4. Description of primary paint packaging

CONTAINER	VOLUME	MATERIAL
Pail	5 Gallon	High Density Polyethylene

## 1.7. Transportation

Raw materials and packaging are transported to each of the production facilities via truck or rail. After production and packaging, the paint is sent to one of twelve distribution centers by truck before being trucked to individual The Home Depot stores. Weighted average distances are calculated for transportation from distribution centers to stores in seven different regions.

## 1.8. Product Installation and Use

The use stage begins when the user applies the product to a substrate. This stage does not require any energy or additional cleaning inputs, but includes the VOCs emitted during application and drying. BEHR PRO® Block Filler Primer is considered a low-VOC product.

## 1.9. Reference Service Life and Estimated Building Service Life

Per the PCR, all results declared are calculated for a market life of 10 years. The estimated building life is 60 years per the PCR.

## 1.10. Reuse, Recycling, and Energy Recovery

The Home Depot stores encourage customers to use PaintCare or local paint recycling programs.

## 1.11. Disposal

Product end-of-life occurs with the disposal of the substrate material. 100% of the waste is disposed of in a landfill at the end-of-life stage and cannot be separated from the substrate before disposal. Packaging is recovered at a rate of 6.2% for plastics, 33.9% for metals, and 80.9% for paper and corrugated material. Recovery rates represent the average fractions of waste recovered in the US.



# ENVIRONMENTAL PRODUCT DECLARATION



BEHR PRO® Block Filler Primer



According to ISO 14025,  
ISO 21930

## 2. Life Cycle Assessment Background Information

### 2.1. Functional or Declared Unit

The functional unit for the study is:

***Covering and protecting 1 m<sup>2</sup> of substrate for a period of 60 years (the assumed lifetime of a building), exhibiting 97% opacity after drying***

The functional unit and reference flow required for the functional unit were calculated for the market life as prescribed by the PCR. Only a market-based lifetime is utilized because primers do not merit the types of performance testing outlined in the PCR. The lifetime and reference flow are shown in Table 5.

For further technical information on BEHR PRO® Block Filler Primer, visit [www.behr.com](http://www.behr.com).

**Table 5. Sheen, base, market life, and reference flows for each product**

SKU	SHEEN	BASE	MARKET LIFETIME (YEARS)	PAINT PER UNIT AREA (KG/M <sup>2</sup> )	COLORANT PER UNIT AREA (KG/M <sup>2</sup> )
PR050	Flat	White	10	0.441	0.000

### 2.2. System Boundary

The LCA was performed according to ISO 14040 standards. The system boundary is cradle-to-grave, and includes the following modules as defined in the PCR. The declaration covers BEHR PRO® Block Filler Primer sold in the North American market for the reference year 2021.





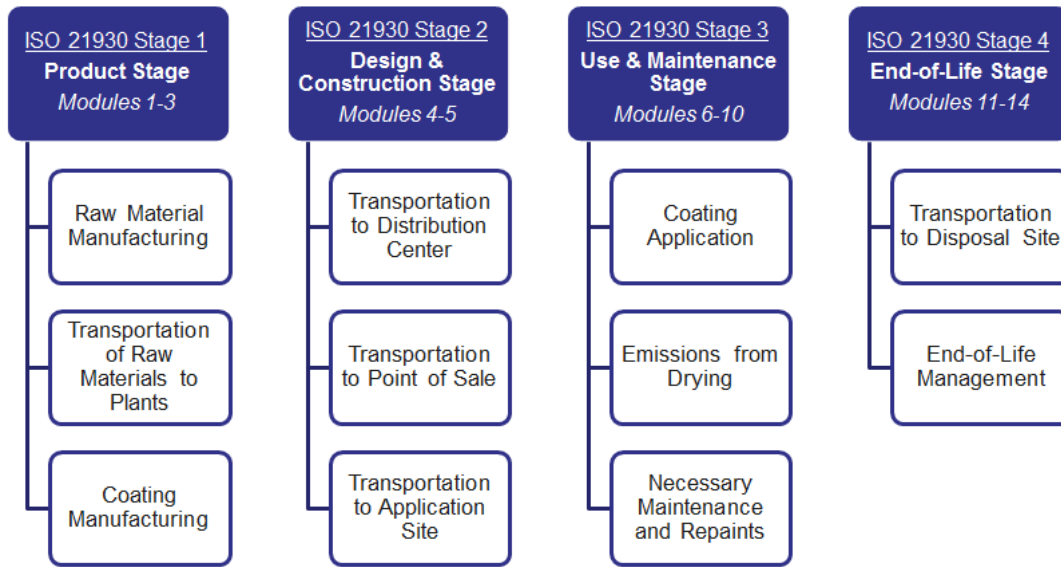


Figure 2. System boundaries for cradle to grave LCA

### 2.3. Estimates and Assumptions

The modeling approach makes assumptions that are prescribed by the PCR, such as in packaging disposal and recovery treatment, as well as transportation distances and use phase assumptions.

### 2.4. Cut-off Criteria

No cut-off criteria was defined by this study. For processes within the system boundary, all available energy and material flow data have been included in the model.

### 2.5. Data Sources and Quality

Primary data, for the 2021 reference year, was obtained from the one of Behr’s production facilities that produce BEHR PRO® Block Filler Primer which is located in Santa Ana, CA. Background data was obtained from the GaBi 2023.1 database and is representative of the years 2012-2021. Overall, both primary and background data are representative of the product system and have been deemed very good quality.





**2.6. Period under Review**

The period under review is 2021.

**2.7. Allocation**

Manufacturing inputs for the one facility was allocated to each paint product by volume.

**3. Life Cycle Assessment Results**

In accordance with the PCR, TRACI 2.1 impact characterization methodology is used to calculate the declared environmental impacts, except for global warming potential and abiotic resource depletion, which follow the methodology in the IPCC 5th assessment report, and CML, respectively (Table 6). Additional inventory metrics are also calculated per the guiding PCR. The declared impacts and inventory metrics are summarized in this section. The total LCIA results for market life for each impact category are provided in Table 7.

Furthermore, the results of each impact category for each stage are presented in Table 8 to Table 13. Additionally, in this section, the LCI results for each stage are presented along with the total LCI results for each impact category.

**3.1. Life Cycle Impact Assessment Results**

**Table 6. Environmental impact categories for North America**

PARAMETER	DESCRIPTION	LCIA METHOD	UNIT
GWP	Global warming potential, fossil	IPCCC AR5 (2013)	kg CO <sub>2</sub> eq.
ODP	Stratospheric ozone layer depletion potential	TRACI 2.1	kg CFC 11 eq.
AP	Land and water acidification potential	TRACI 2.1	kg SO <sub>2</sub> eq.
EP	Eutrophication potential	TRACI 2.1	kg N eq.
SFP	Tropospheric ozone photochemical oxidant (smog) formation potential	TRACI 2.1	kg O <sub>3</sub> eq.
ADPf	Abiotic resource potential for fossil resources	CML 2001	MJ





BEHR PRO® Block Filler Primer

According to ISO 14025,  
ISO 21930

Table 7. Total LCIA results for BEHR PRO® Block Filler Primer, per 1 m<sup>2</sup> for 60 years by market life

SKU	GWP KG CO <sub>2</sub> EQ.	AP KG SO <sub>2</sub> EQ.	EP KG N EQ.	ODP KG CFC 11 EQ.	SFP KG O <sub>3</sub> EQ.	ADPF MJ
PR050	3.04E+00	8.25E-03	1.14E-03	8.17E-14	1.22E-01	6.13E+01

Table 8. GWP LCIA results for BEHR PRO® Block Filler Primer, per 1 m<sup>2</sup> for 60 years by market life (kg CO<sub>2</sub> eq.)

SKU	STAGE 1	STAGE 2	STAGE 3	STAGE 4	TOTAL
PR050	2.15E+00	8.23E-01	0.00E+00	6.34E-02	3.04E+00

Table 9. AP LCIA results for BEHR PRO® Block Filler Primer, per 1 m<sup>2</sup> for 60 years by market life (kg SO<sub>2</sub> eq.)

SKU	STAGE 1	STAGE 2	STAGE 3	STAGE 4	TOTAL
PR050	6.22E-03	1.70E-03	0.00E+00	3.20E-04	8.25E-03

Table 10. EP LCIA results for BEHR PRO® Block Filler Primer, per 1 m<sup>2</sup> for 60 years by market life (kg N eq.)

SKU	STAGE 1	STAGE 2	STAGE 3	STAGE 4	TOTAL
PR050	3.75E-04	2.44E-04	0.00E+00	5.25E-04	1.14E-03

Table 11. ODP LCIA results for BEHR PRO® Block Filler Primer, per 1 m<sup>2</sup> for 60 years by market life (kg CFC-11 eq.)

SKU	STAGE 1	STAGE 2	STAGE 3	STAGE 4	TOTAL
PR050	7.44E-14	4.91E-15	0.00E+00	2.39E-15	8.17E-14

Table 12. SFP LCIA results for BEHR PRO® Block Filler Primer, per 1 m<sup>2</sup> for 60 years by market life (kg O<sub>3</sub> eq.)

SKU	STAGE 1	STAGE 2	STAGE 3	STAGE 4	TOTAL
PR050	8.38E-02	3.23E-02	9.93E-10	5.91E-03	1.22E-01





BEHR PRO® Block Filler Primer



According to ISO 14025,  
ISO 21930

Table 13. ADPf LCIA results for BEHR PRO® Block Filler Primer per 1 m<sup>2</sup> for 60 years by market life (MJ)

SKU	STAGE 1	STAGE 2	STAGE 3	STAGE 4	TOTAL
PR050	4.76E+01	1.34E+01	0.00E+00	3.53E-01	6.13E+01

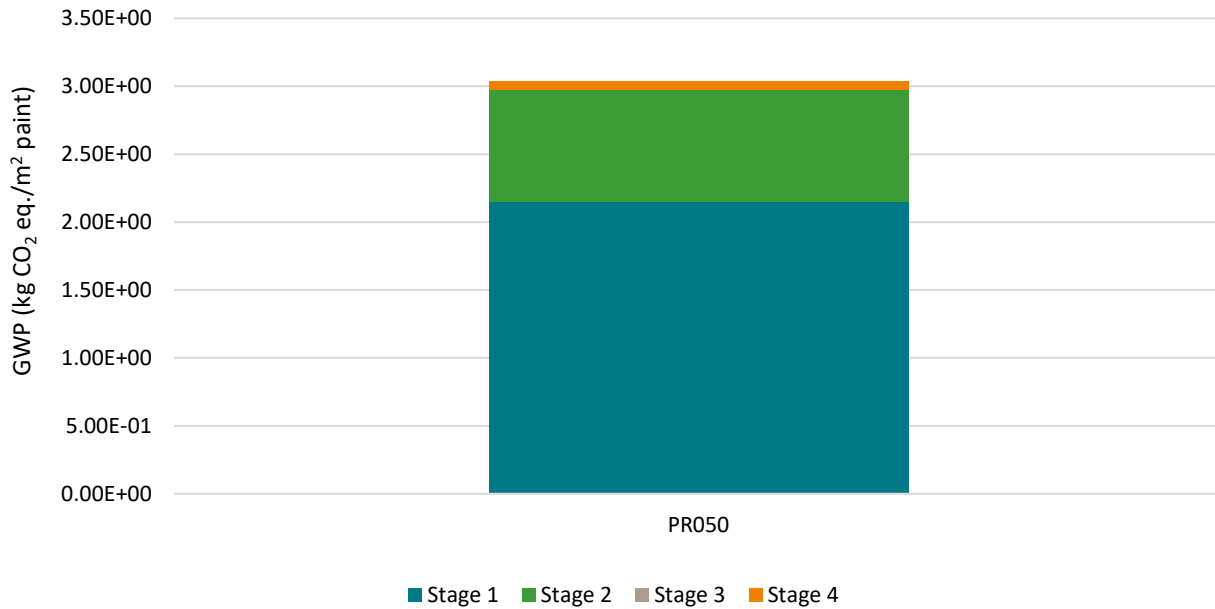


Figure 3: GWP results by stage by market life





BEHR PRO® Block Filler Primer

According to ISO 14025,  
ISO 21930

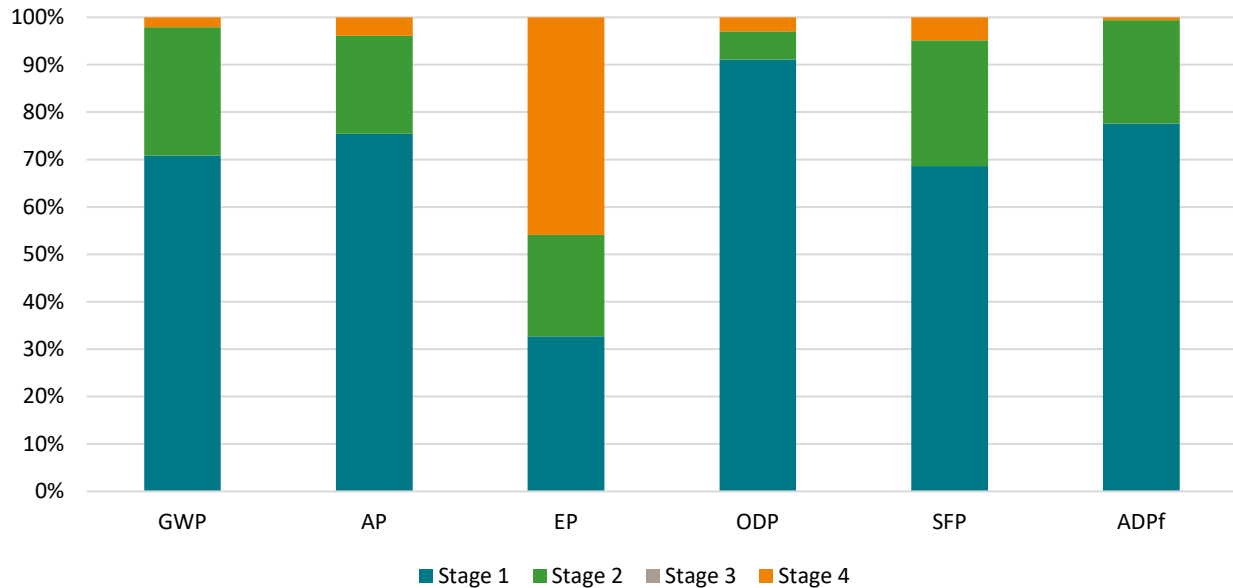


Figure 4. LCIA contribution results for PR050

3.2. Life Cycle Inventory Results

Table 14. Total Resource use results for BEHR PRO® Block Filler Primer, per 1 m<sup>2</sup> for 60 years by market life

SKU	RPR <sub>E</sub> MJ	RPR <sub>M</sub> MJ	NRPR <sub>E</sub> MJ	NRPR <sub>M</sub> MJ	SM KG	RSF MJ	NRSF MJ	RE MJ	FW m <sup>3</sup>
PR050	4.02E+00	1.99E-01	5.24E+01	1.10E+01	1.49E-03	0	0	0	1.60E-02

Table 15. RPR<sub>E</sub> results for BEHR PRO® Block Filler Primer, per 1 m<sup>2</sup> for 60 years by market life (MJ)

SKU	Stage 1	Stage 2	Stage 3	Stage 4	Total
PR050	3.26E+00	6.49E-01	0.00E+00	1.11E-01	4.02E+00

Table 16. RPR<sub>M</sub> results for BEHR PRO® Block Filler Primer, per 1 m<sup>2</sup> for 60 years by market life (MJ)

SKU	Stage 1	Stage 2	Stage 3	Stage 4	Total
PR050	1.99E-01	0.00E+00	0.00E+00	0.00E+00	1.99E-01





BEHR PRO® Block Filler Primer

According to ISO 14025,  
ISO 21930

Table 17. NRPR<sub>e</sub> results for BEHR PRO® Block Filler Primer, per 1 m<sup>2</sup> for 60 years by market life (MJ)

SKU	Stage 1	Stage 2	Stage 3	Stage 4	Total
PR050	3.85E+01	1.36E+01	0.00E+00	3.65E-01	5.24E+01

Table 18. NRPR<sub>m</sub> results for BEHR PRO® Block Filler Primer, per 1 m<sup>2</sup> for 60 years by market life (MJ)

SKU	Stage 1	Stage 2	Stage 3	Stage 4	Total
PR050	1.10E+01	0.00E+00	0.00E+00	0.00E+00	1.10E+01

Table 19. SM results for BEHR PRO® Block Filler Primer, per 1 m<sup>2</sup> for 60 years by market life (kg)

SKU	Stage 1	Stage 2	Stage 3	Stage 4	Total
PR050	1.49E-03	0.00E+00	0.00E+00	0.00E+00	1.49E-03

Table 20. FW results for BEHR PRO® Block Filler Primer, per 1 m<sup>2</sup> for 60 years by market life (m<sup>3</sup>)

SKU	Stage 1	Stage 2	Stage 3	Stage 4	Total
PR050	1.22E-02	3.80E-03	0.00E+00	3.97E-06	1.60E-02

Table 21. Total output and waste results for BEHR PRO® Block Filler Primer, per 1 m<sup>2</sup> for 60 years by market life

SKU	HWD %	NHWD %
PR050	0.03%	99.97%

Table 22. Waste results for BEHR PRO® Block Filler Primer, per 1 m<sup>2</sup> for 60 years by market life

SKU	Waste	Stage 1	Stage 2	Stage 3	Stage 4	Total
PR050	HWD	4.20%	0.00%	0.00%	0.00%	0.03%
	NHWD	95.80%	0.00%	0.00%	100.00%	99.97%





BEHR PRO® Block Filler Primer

According to ISO 14025,  
ISO 21930

Table 23. Energy resource use results for BEHR PRO® Block Filler Primer, per 1 m<sup>2</sup> for 60 years by market life

SKU	BIO ENERGY MJ	FOSSIL ENERGY MJ	HYDRO/WIND ENERGY MJ	NUCLEAR ENERGY MJ	OTHER RENEWABLE ENERGY MJ	NON-RENEWABLE ENERGY RESOURCES KG	RENEWABLE ENERGY RESOURCES KG
PR050	2.10E-08	6.13E+01	1.26E+00	2.19E+00	2.96E+00	1.67E+00	-3.64E-07

Table 24. Bio-energy results for BEHR PRO® Block Filler Primer, per 1 m<sup>2</sup> for 60 years by market life (MJ)

SKU	Stage 1	Stage 2	Stage 3	Stage 4	Total
PR050	1.84E-08	-1.96E-11	0.00E+00	2.58E-09	2.10E-08

Table 25. Fossil energy results for BEHR PRO® Block Filler Primer, per 1 m<sup>2</sup> for 60 years by market life (MJ)

SKU	Stage 1	Stage 2	Stage 3	Stage 4	Total
PR050	4.76E+01	1.34E+01	0.00E+00	3.53E-01	6.13E+01

Table 26. Hydro/ Wind energy results for BEHR PRO® Block Filler Primer, per 1 m<sup>2</sup> for 60 years by market life (MJ)

SKU	Stage 1	Stage 2	Stage 3	Stage 4	Total
PR050	1.12E+00	1.09E-01	0.00E+00	2.56E-02	1.26E+00

Table 27. Nuclear energy results for BEHR PRO® Block Filler Primer, per 1 m<sup>2</sup> for 60 years by market life (MJ)

SKU	Stage 1	Stage 2	Stage 3	Stage 4	Total
PR050	1.96E+00	2.16E-01	0.00E+00	1.17E-02	2.19E+00

Table 28. Other energy results for BEHR PRO® Block Filler Primer, per 1 m<sup>2</sup> for 60 years by market life (MJ)

SKU	Stage 1	Stage 2	Stage 3	Stage 4	Total
PR050	2.33E+00	5.40E-01	0.00E+00	8.51E-02	2.96E+00



# ENVIRONMENTAL PRODUCT DECLARATION



BEHR PRO® Block Filler Primer



According to ISO 14025,  
ISO 21930

**Table 29. Non-renewable resource results for BEHR PRO® Block Filler Primer, per 1 m<sup>2</sup> for 60 years by market life (kg)**

SKU	Stage 1	Stage 2	Stage 3	Stage 4	Total
PR050	1.23E+00	4.26E-01	0.00E+00	9.61E-03	1.67E+00

**Table 30. Renewable resource results for BEHR PRO® Block Filler Primer, per 1 m<sup>2</sup> for 60 years by market life (kg)**

SKU	Stage 1	Stage 2	Stage 3	Stage 4	Total
PR050	8.78E-08	4.86E-12	0.00E+00	-4.52E-07	-3.64E-07

## 4. Additional Environmental Information

### 4.1. Environmental Activities and Certifications



#### GREENGUARD Certification

BEHR PRO® Block Filler Primer is GREENGUARD and GREENGUARD Gold Certified. This third-party certification assures our paints are low-emitting and contribute to healthy indoor environments.

GREENGUARD Certification establishes acceptable indoor air standards for indoor products, environments, and buildings. GREENGUARD Gold Certification offers stricter certification criteria, considers safety factors to account for sensitive individuals (such as children and the elderly), and ensures that a product is acceptable for use in environments such as schools and healthcare facilities.

GREENGUARD certified products are referenced standards in numerous sustainable building initiatives including Leadership in Energy and Environmental Design (LEED®), Collaborative for High Performance Schools (CHPS), Green Guide for Health Care (GGHC), Sustainable Building Industry Council (SBIC) and many others. For more information on the GREENGUARD Certification Program emission standards visit [greenguard.org](http://greenguard.org).



#### MPI Extreme Green Performance™ Standard (MPI GPS-2-12)

BEHR PRO® Block Filler Primer is certified with the MPI Extreme Green Performance™ (X-Green) Standard, a three-pronged standard that has requirements on indoor air quality, durability, and environmental safety of paint products.

MPI's Green Performance™ Standards were established to challenge the thinking that VOC level alone should determine a 'green' coating. MPI believes that performance and durability are critical to true sustainability, since premature failure and the frequent repainting that results inevitably leads to greater VOC emissions and non-sustainable and costly maintenance operations. Therefore, paints certified to MPI's Green Performance™ Standard:







BEHR PRO® Block Filler Primer

According to ISO 14025,  
ISO 21930

- 1) Provide performance and durability equal to their 'conventional' counterparts;
- 2) Have eliminated or contain only trace quantities of various undesirable chemical compounds such as phthalates;
- 3) Have reduced VOC. MPI's GPS 2 -- the most stringent in North America when introduced in 2007 -- has a maximum allowable VOC of 50 g/l across the board for all paint types.

The Extreme Green Environmental Performance™ Standard, which complements MPI's Green Performance™ Standards includes the following additional requirements:

- 1) No carcinogenic ingredients;
- 2) Maximum 50 g/l VOC;
- 3) Submit a third-party test result verifying they meet CHPS (Collaborative for High Performance Schools) emissions requirements;
- 4) The certification of emissions compliance to CHPS must be within two years of testing.

The MPI Green Performance™ Standard is the only green paint/coatings certification required by both the US and Canadian governments and referenced by the South Coast Air Quality Management District (SCAQMD).

## 4.2. Further Information

For further information visit [behr.com](http://behr.com) and [kilz.com](http://kilz.com).

## 5. References

LCA EF 2023	Sphera Solutions Inc; Life Cycle Assessment for Experts: Software-System and Database for Life Cycle Engineering. Chicago, IL, USA, 1992-2023. <a href="https://sphera.com/life-cycle-assessment-lca-database/">https://sphera.com/life-cycle-assessment-lca-database/</a>
IPCC 2013	IPCC. (2013). <i>Climate Change 2013: The Physical Science Basis</i> . Genf, Schweiz: IPCC.
ISO 14025	ISO 14025:2011-10 Environmental labels and declarations - Type III environmental declarations - Principles and procedures
ISO 14040	ISO 14040:2009-11 Environmental management - Life cycle assessment - Principles and framework
ISO 14044	ISO 14044:2006-10 Environmental management - Life cycle assessment - Requirements and guidelines
NSF 2015	NSF. (2015). <i>Product Category Rule (PCR) for Architectural Coatings</i> . USA: NSF: <a href="https://d2evkimvhatgav.cloudfront.net/documents/pcr_architectural_coatings_2022_ext.pdf?v=1657221210">https://d2evkimvhatgav.cloudfront.net/documents/pcr_architectural_coatings_2022_ext.pdf?v=1657221210</a>
USEPA 2012	NUS Environmental Protection Agency. (2012). <i>Tool for the Reduction and Assessment of Chemical and other Environmental Impacts (TRACI) – User's Manual</i> . Washington, D.C.: U.S. EPA.





BEHR PRO® Block Filler Primer



According to ISO 14025,  
ISO 21930

USEPA 2020 US Environmental Protection Agency. (2015, June). *Advancing Sustainable Materials Management: 2018 Tables and Figures. Assessing Trends in Material Generation, Recycling and Disposal in the United States*. Retrieved from US EPA: [https://www.epa.gov/sites/default/files/2021-01/documents/2018\\_tables\\_and\\_figures\\_dec\\_2020\\_fnl\\_508.pdf](https://www.epa.gov/sites/default/files/2021-01/documents/2018_tables_and_figures_dec_2020_fnl_508.pdf)

## 6. Contact Information

### 6.1. Study Commissioner



Behr Paint Company

Phone number: (714) 545-7101

Email: [kbird@behr.com](mailto:kbird@behr.com)

1801 E. St. Andrew Place, Santa Ana, CA 92705

[www.behr.com](http://www.behr.com)

### 6.2. LCA Practitioner



Sphera Solutions Inc.

[servicequality@sphera.com](mailto:servicequality@sphera.com)

130 E Randolph St #2900. Chicago, IL 6060

[www.sphera.com](http://www.sphera.com)

