

BEHR
PREMIUM
FLOOR COATINGS

DECORATIVE CONCRETE FINISHES

GRANITE GRIP®
SEMI-TRANSPARENT
DECORATIVE CONCRETE STAIN

BEHR PREMIUM® GRANITE GRIP®

For more info, see www.homedepot.com/behrgranitegrip



Pebble Sunstone
GG-13



DECORATIVE, SLIP-RESISTANT CONCRETE COATING

- Revives Concrete Surfaces
- Durable, Protective Finish
- Available in 2 Pre-mixed and 16 Custom Colors
- Fills in Hairline Cracks
- Resists Hot Tire Pick-Up, Dirt, Grease & Household Stains
- Ideal for Driveways, Garage Floors, Porches, Patios, Walkways and Interior Concrete Surfaces



BEFORE



Tan
No. 655



GRANITE GRIP® TAN BASE COLOR OPTIONS



Gray
No. 650



GRANITE GRIP® GRAY BASE COLOR OPTIONS




Tan
No. 655



Pebble Sunstone
GG-13



Copper Marble
GG-10



Sunset Ridge
GG-09



Sahara Canyon
GG-11




Imperial Jade
GG-12




Baltic Stone
GG-16




Autumn Mountain
GG-14




Amethyst
GG-15



Gray
No. 650




Mission Olive
GG-18



Slate Ivory
GG-01



Stone Valley
GG-02




Azul Diamond
GG-05



Mineral Gray
GG-17



Atlantic Topaz
GG-03



Galaxy Quartz
GG-08



Ornamental Gem
GG-07

Color samples and textures are simulated. There may be a slight difference between the color of the chip shown and the actual coated surface.

2 coats required for optimum color match, durability and coverage.



INDIVIDUAL COLORS



Old Adobe DCS-800



Sand DCS-870



Greystone DCS-824




Cajun Rose DCS-803



Desert Gold DCS-812



Industrial Gray DCS-825




Cedar Blush DCS-802



Terra Cotta DCS-865



Arctic Black DCS-828



Cinnamon Stone DCS-833



Desert Sunset DCS-808



Granite Green DCS-818



Brownstone DCS-834




Copper Canyon DCS-801



Canal Blue DCS-826



Carob DCS-835



Walnut DCS-867



Late Sky DCS-827



CHOOSE FROM POPULAR COLOR COMBINATIONS


Terra Cotta DCS-865
Base Color

+

Walnut DCS-867
Accent Color

=

Tuscan Stone
Color Combination




Desert Sunset DCS-808
Base Color

+

Arctic Black DCS-828
Accent Color

=

Carioca Gold
Color Combination



Industrial Gray DCS-825
Base Color

+

Arctic Black DCS-828
Accent Color

=

White Moth
Color Combination

Canal Blue DCS-826
Base Color

+

Cedar Blush DCS-802
Accent Color

=

Ubatuba
Color Combination



Cedar Blush DCS-802
Base Color

+

Brownstone DCS-834
Accent Color

=

Earth Fire
Color Combination



Desert Sunset DCS-808
Base Color

+

Industrial Gray DCS-825
Accent Color

=

Kashmir Gold
Color Combination



Old Adobe DCS-800
Base Color

+

Cedar Blush DCS-802
Accent Color

=

Gialo Antique
Color Combination

BEHR PREMIUM® SEMI-TRANSPARENT DECORATIVE CONCRETE STAIN

For more info, see www.homedepot.com/behrrsemiconcretestain



Gialo Antique

TRANSFORMS ORDINARY CONCRETE TO A NATURAL STONE-LIKE FINISH

- Tintable to 18 Custom Colors
- Create a Mottled Variegated or Uniform Look
- Make Your Own Unique Color Blend
- Available in Tint Base Gallons
- Ideal for Concrete Porches, Patios & Walkways



BEFORE

EASY APPLICATION STEPS*

BEHR PREMIUM GRANITE GRIP™

Clean and etch surface until it feels like 150 grit sandpaper.



Apply coating to the outer edges of your project area and fill in hairline cracks.



Apply 1st Coat: First coat acts as the base and will not completely cover the surface by design.

NOTE: MUST USE 1/4" ADHESIVE ROLLER COVER



Apply 2nd Coat (1 gallon covers ≈ 50 sq. ft. with 2 required coats)



APPLICATORS:

- 1/4" Adhesive Roller Cover
- Nylon/Polyester Brush
- Optional: Texture Sprayer for Large Projects

PROJECT ITEMS:

- Plastic Sheetting
- Broom
- Plastic Watering Can
- Stiff Bristle Brush (Non-Metal)
- Painter's Tape
- Hose
- Stir Stick

*Refer to all product instructions for proper surface preparation and application. Photos may have been digitally enhanced. Actual results may vary.

Cover Photo: (left) Semi-Transparent Decorative Concrete Stain - Earth Fire | (right) Granite Grip - Sahara Canyon GG-11

BEHR PREMIUM® SEMI-TRANSPARENT DECORATIVE CONCRETE FINISH


Clean and etch surface until it feels like 150 grit sandpaper.



Apply 1st color with a pump sprayer. (250 sq. ft. per gallon)



If desired, apply an accent color with a sprayer for a variegated look. For a uniform look, apply a 2nd coat of the base color using a roller.



Optional: Apply Wet-Look Sealer (200-450 sq. ft per gallon)

APPLICATORS:

- High Quality Pump Sprayer with a Conical Tip
- 3/8" Roller Cover



Have a coating or product question? Visit behr.com or call 1-800-854-0133 Ext. 2 (U.S.).

